


SUN LIFE **GRANITE MANAGED SOLUTIONS**

ADVISOR GUIDE

ADVISOR USE ONLY





As the financial industry has evolved, advisors are facing increasing pressures. Investment solutions that can add value for clients and promote practice efficiency are critical.

Sun Life Granite Managed Solutions can help.

This one-stop solution consists of a range of diversified portfolios that can easily be matched to the risk profiles of clients.

KEY FEATURES



Broad diversification

For each Sun Life Granite Managed Solution, we select traditional and non-traditional equity and fixed income asset classes that tend to have low correlation with each other. This level of diversification establishes the strategic asset allocation. Within asset classes, portfolios are further diversified by manager, sector, market capitalization, investment style and even between active and passive to enhance the role of diversification and risk management.



Multi-manager approach

No single investment manager can be the best in every asset class, so we seek specialized expertise from a broad and deep pool of talent. In the end, we choose only a few select mandates from a universe of more than 4,000. This broad search is key to the quality of Sun Life Granite Managed Solutions.

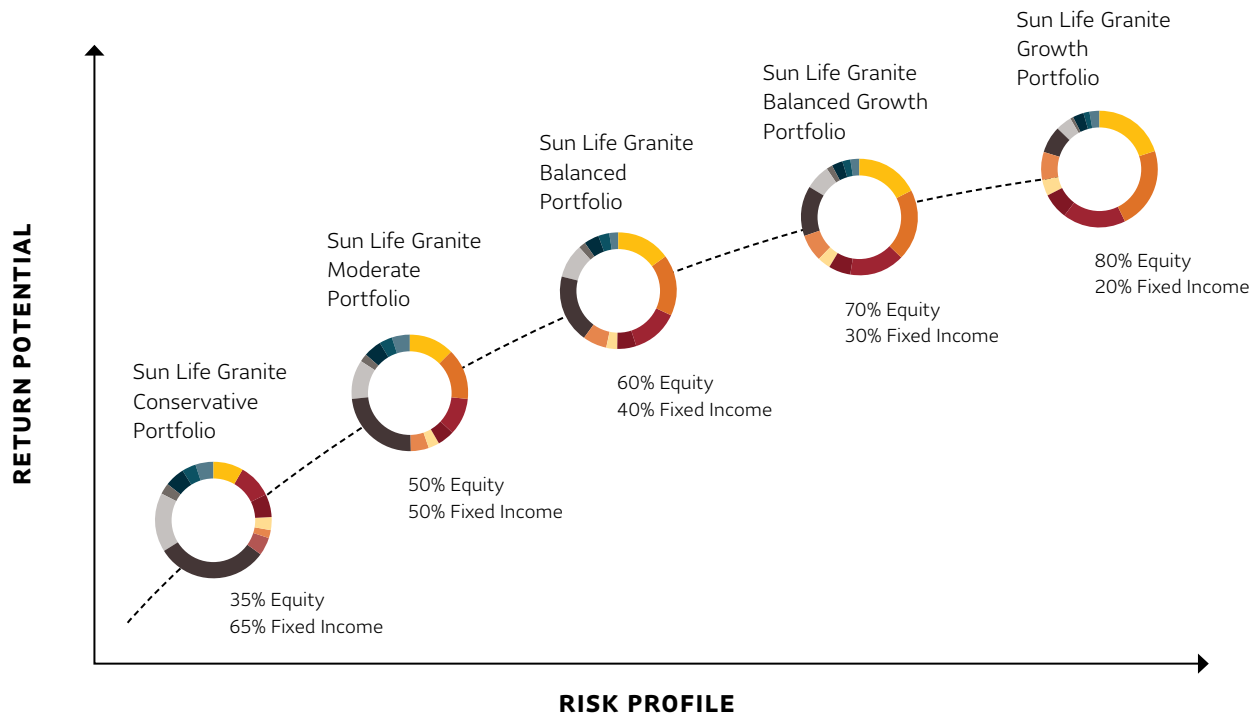


Tactical asset allocation

While the strategic asset allocation sets the foundational exposures to various asset classes, beyond that, the Portfolio Management Team makes small, tactical adjustments to reduce risk and seek higher returns. They look for market dislocations – times when short- and long-term expectations are out of sync. If the risk/reward profile meets their criteria for execution, they may temporarily shift the strategic allocation.

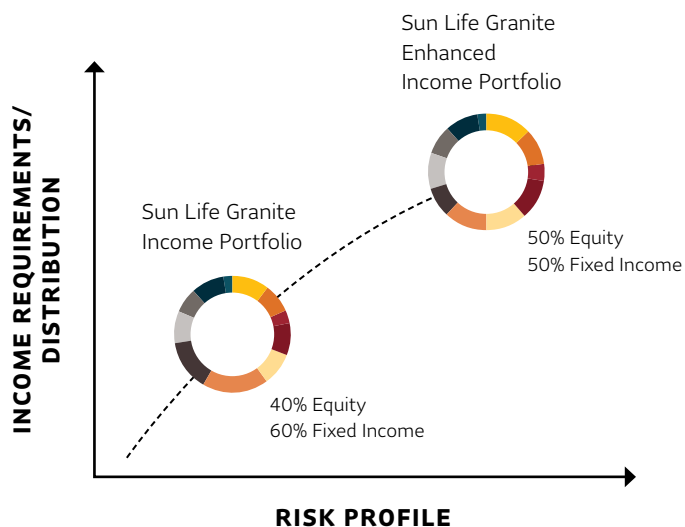
Sun Life Granite Target Risk Portfolios

Sun Life Granite Managed Portfolios are designed to meet varying risk profiles. As the exposure to equities in the portfolios increases, so too does the level of risk – but also the return potential.



Sun Life Granite Target Income Portfolios

Sun Life Granite Managed Income Portfolios are designed to generate investment income. As the level of target investment income increases, so too does the level of risk. Each Portfolio also pays a targeted monthly distribution.



Four step investment process

Sun Life Granite Managed Solutions are designed in-house by the Sun Life Global Investments Portfolio Management Team. The team follows a disciplined, four-step investment process to build and manage each portfolio.

01

STEP ONE

Strategic asset allocation

Each portfolio's strategic asset mix is constructed to maximize return potential while minimizing overall risk.

02

STEP TWO

Fund/manager selection

The team takes advantage of its global relationships to conduct a rigorous selection process. This results in access to some of the best asset managers and funds from around the world.

03

STEP THREE

Tactical asset allocation

Market conditions are assessed on an ongoing basis to tactically adjust the portfolios and take advantage of potentially attractive opportunities from a risk-adjusted returns perspective. Tactical shifts are gradual and are made within predetermined guidelines.

04

STEP FOUR

Portfolio monitoring and review

The underlying funds and their portfolio managers are continually assessed and monitored to ensure each portfolio's objectives are met.

Investment experience

Sun Life Global Investments benefits from the strength of Sun Life's asset management capabilities:

150+ years helping Canadians grow and protect wealth



200+ investment professionals¹



26 countries¹

\$1.5+ Trillion* in AUM globally

-
- Our portfolio management team engages Sun Life's manager research engine, the International Investment Centre, to provide research when sourcing new mandates
 - Our scale means pricing power and a broader global reach
 - Insurance roots instill a strong risk-management culture
 - Our goal is to make institutional mandates available to individual investors

¹Included in these totals are the sub-advisors we partner with around the world.

*As of September 30, 2024, in Canadian dollars.

The Multi-Asset Solutions Team



Chhad Aul, CFA

Chief Investment Officer and Head of Multi-Asset Solutions
SLGI Asset Management Inc.

*Industry experience since 2004
Joined the firm in 2014*



Aly Somani, CFA, CPA, CA

Portfolio Manager, Multi-Asset Solutions
SLGI Asset Management Inc.

*Industry experience since 2007
Joined the firm in 2012*



Christine Tan, MBA, CFA

Portfolio Manager, Multi-Asset Solutions
SLGI Asset Management Inc.

*Industry experience since 1997
Joined the firm in 2018*



Anthony Wu, CFA

Portfolio Manager, Multi-Asset Solutions
SLGI Asset Management Inc.

*Industry experience since 2009
Joined the firm in 2015*



Jason Zhang, CFA 

Portfolio Manager, Multi-Asset Solutions
SLGI Asset Management Inc.

*Industry experience since 2007
Joined the firm in 2022*

A dedicated team of analysts and investment professionals supports the portfolio managers, providing research on new managers, investment strategies and market exposures, as well as market conditions.



Indicates ESG training

Strategic Asset Allocation

UNDERLYING INVESTMENT FUNDS*		
ASSET CLASS	Sun Life Granite Target Risk Portfolios	Sun Life Granite Target Income Portfolios
Canadian equity	PH&N Canadian Equity Value Fund Sun Life MFS Canadian Equity Fund Sun Life BlackRock Canadian Composite Equity Fund	Dynamic Equity Income Fund
U.S. equity	iShares S&P 500 Index ETF Sun Life MFS U.S. Value Fund Sun Life MFS U.S. Growth Fund	Sun Life Risk Managed U.S. Equity Fund
International equity	Sun Life Acadian International Equity Fund Sun Life MFS International Opportunities Fund Sun Life JPMorgan International Equity Fund	Sun Life MFS Low Volatility International Equity Fund
Emerging market equity	Sun Life Schroder Emerging Markets Fund Birla Sun Life Frontline Equity Fund	
Global equity	Sun Life Global Mid Cap Fund	Sun Life KBI Global Dividend Private Pool
Real assets	Sun Life Real Assets Private Pool	Sun Life Real Assets Private Pool
Canadian bonds	Sun Life BlackRock Canadian Universe Bond Fund PH&N Bond Fund Sun Life Core Advantage Credit Private Pool	Sun Life MFS Canadian Bond Fund BMO Aggregate Bond Index ETF
U.S. corporate bonds	Sun Life Nuveen Flexible Income Fund Sun Life U.S. Core Fixed Income Fund	iShares Core U.S. Aggregate Bond ETF Sun Life Nuveen Flexible Income Fund
Global bonds	Sun Life Wellington Opportunistic Fixed Income Private Pool	
High yield bonds	RBC High Yield Bond Fund Sun Life Crescent Specialty Credit Private Pool	RBC High Yield Bond Fund
Emerging market bonds	RBC Emerging Markets Bond Fund	RBC Emerging Markets Bond Fund
Speciality fixed income		SLC Management Short Term Private Fixed Income Plus Fund SLC Management Canadian Commercial Mortgage Fund
Cash	Sun Life Money Market Fund	Sun Life Money Market Fund

*Each Sun Life Granite Managed Solution has its own foundational mix of underlying investment funds that make up its strategic asset allocation. Underlying funds listed are as of December, 2024 and may change at any time without notice. The list of underlying funds shown is not intended to represent a complete list of actual portfolio holdings.

SUN LIFE GRANITE CONSERVATIVE PORTFOLIO

STRATEGIC ASSET MIX

Equity: 35%
Fixed Income: 65%

STRATEGIC ASSET MIX BY ASSET CLASS*

	%
Canadian equity	8.4
U.S. equity	9.6
International equity	6.3
EM equity	3.6
Global equity	2.2
Real assets	5.0
Canadian bonds	31.2
U.S. bonds	16.3
Global bonds	3.2
EM bonds	5.5
High yield bonds	3.7
Cash	5.0

TACTICAL RANGES

Equity: +/- 10%
Fixed Income: +/- 10%

RISK PROFILE

Low to medium



SUN LIFE GRANITE MODERATE PORTFOLIO

STRATEGIC ASSET MIX

Equity: 50%
Fixed Income: 50%

STRATEGIC ASSET MIX BY ASSET CLASS*

	%
Canadian equity	12.6
U.S. equity	14.2
International equity	10.2
EM equity	4.8
Global equity	3.2
Real assets	5.0
Canadian bonds	23.4
U.S. bonds	10.9
Global bonds	2.3
EM bonds	5.0
High yield bonds	3.4
Cash	5.0

TACTICAL RANGES

Equity: +/- 10%
Fixed Income: +/- 10%

RISK PROFILE

Low to medium



*The asset mixes shown above provide the strategic weights for each portfolio as of December 6, 2023 and are subject to change at any time without notice.

SUN LIFE GRANITE BALANCED PORTFOLIO

STRATEGIC ASSET MIX

Equity: 60%
Fixed Income: 40%

STRATEGIC ASSET MIX BY ASSET CLASS*

	%
Canadian equity	15.0
U.S. equity	17.0
International equity	13.0
EM equity	5.4
Global equity	3.2
Real assets	6.4
Canadian bonds	19.0
U.S. bonds	9.5
Global bonds	2.0
EM bonds	4.2
High yield bonds	2.8
Cash	2.5

TACTICAL RANGES

Equity: +/- 10%
Fixed Income: +/- 10%

RISK PROFILE

Low to medium



SUN LIFE GRANITE BALANCED GROWTH PORTFOLIO

STRATEGIC ASSET MIX

Equity: 70%
Fixed Income: 30%

STRATEGIC ASSET MIX BY ASSET CLASS*

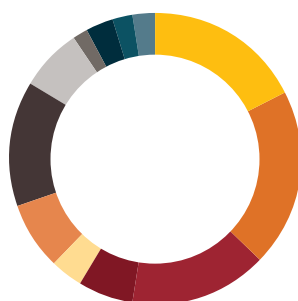
	%
Canadian equity	17.5
U.S. equity	19.8
International equity	15.2
EM equity	6.2
Global equity	3.7
Real assets	7.5
Canadian bonds	13.9
U.S. bonds	7.0
Global bonds	1.5
EM bonds	3.1
High yield bonds	2.1
Cash	2.5

TACTICAL RANGES

Equity: +/- 10%
Fixed Income: +/- 10%

RISK PROFILE

Low to medium



SUN LIFE GRANITE GROWTH PORTFOLIO

STRATEGIC ASSET MIX

Equity: 80%
Fixed Income: 20%

STRATEGIC ASSET MIX BY ASSET CLASS*

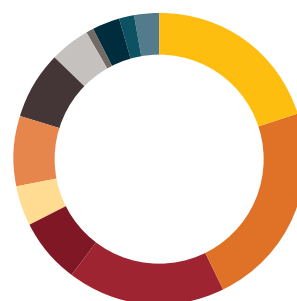
	%
Canadian equity	20.1
U.S. equity	22.8
International equity	17.5
EM equity	7.2
Global equity	4.3
Real assets	8.0
Canadian bonds	7.4
U.S. bonds	4.4
Global bonds	0.9
EM bonds	2.9
High yield bonds	1.9
Cash	2.5

TACTICAL RANGES

Equity: +/- 10%
Fixed Income: +/- 10%

RISK PROFILE

Low to medium



*The asset mixes shown above provide the strategic weights for each portfolio as of December 6, 2023 and are subject to change at any time without notice.

SUN LIFE GRANITE INCOME PORTFOLIO

STRATEGIC ASSET MIX

Equity: 40%
Fixed Income: 60%

STRATEGIC ASSET MIX BY ASSET CLASS*

	%
Canadian equity	10.4
U.S. equity	8.0
International equity	3.6
Global equity	9.0
Real assets	9.0
Canadian bonds	18.5
U.S. bonds	14.0
EM bonds	9.0
High yield bonds	7.0
Speciality fixed income	9.0
Cash	2.5

TACTICAL RANGES

Equity: +/- 10%
Fixed Income: +/- 10%

RISK PROFILE

Low to medium

DISTRIBUTION

Targeted \$0.03 per unit per month.¹



SUN LIFE GRANITE ENHANCED INCOME PORTFOLIO

STRATEGIC ASSET MIX

Equity: 50%
Fixed Income: 50%

STRATEGIC ASSET MIX BY ASSET CLASS*

	%
Canadian equity	13.0
U.S. equity	10.0
International equity	4.5
Global equity	11.2
Real assets	11.3
Canadian bonds	12.0
U.S. bonds	8.5
EM bonds	10.0
High yield bonds	8.0
Speciality fixed income	9.0
Cash	2.5

TACTICAL RANGES

Equity: +/- 10%
Fixed Income: +/- 10%

RISK PROFILE

Low to medium

DISTRIBUTION

Targeted \$0.04 per unit per month.¹



*The asset mixes shown above provide the strategic weights for each portfolio as of December 6, 2023 and are subject to change at any time without notice.
¹ Series A. Refer to simplified prospectus for more detail.

All codes preceded by: SUN
Distributions: A=Annual; M=Monthly

	FUND CODES													MANAGEMENT FEES	
	Series A			Series T5			Series T8			Series				Series*	
	ISC	DSC ¹	LSC ¹	ISC	DSC ¹	LSC ¹	ISC	DSC ¹	LSC ¹	F	F5	F8	O	A/T5/T8	F/O
MUTUAL FUND TRUSTS															
<i>Sun Life Granite Managed Portfolios</i>															
Sun Life Granite Conservative Portfolio	144	244	344	145	245	345	-	-	-	444	F5444	-	0144	1.45%	0.70%
Sun Life Granite Moderate Portfolio	146	246	346	147	247	347	-	-	-	446	F5446	-	0146	1.70%	0.70%
Sun Life Granite Balanced Portfolio	148	248	348	149	249	349	-	-	-	448	F5448	-	0148	1.75%	0.75%
Sun Life Granite Balanced Growth Portfolio	150	250	350	151	251	351	152	252	352	450	F5450	F8450	0150	1.80%	0.80%
Sun Life Granite Growth Portfolio	153	253	353	154	254	354	155	255	355	453	F5453	F8453	0153	1.85%	0.85%
Distributions	A	A	A	M	M	M	M	M	M	A	M	M	A	-	-
<i>Sun Life Granite Managed Income Portfolios</i>															
Sun Life Granite Income Portfolio	175	275	375	193	293	393	-	-	-	475	F5475	-	0175	1.45%	0.70%
Sun Life Granite Enhanced Income Portfolio	176	276	376	-	-	-	-	-	-	476	-	-	0176	1.75%	0.75%
Distributions	M	M	M	M	M	M	-	-	-	M	M	-	M	-	-
	Series A			Series AT5			Series AT8			Series			Series		
	ISC	DSC ¹	LSC ¹	ISC	DSC ¹	LSC ¹	ISC	DSC ¹	LSC ¹	F	FT5	FT8	A/T5/T8	F	
CORPORATE CLASS**															
Sun Life Granite Conservative Class	5144	5244	5344	5145	5245	5345	-	-	-	5444	55444	-	1.45%	0.70%	
Sun Life Granite Moderate Class	5146	5246	5346	5147	5247	5347	-	-	-	5446	55446	-	1.70%	0.70%	
Sun Life Granite Balanced Class	5148	5248	5348	5149	5249	5349	-	-	-	5448	55448	-	1.75%	0.75%	
Sun Life Granite Balanced Growth Class	5150	5250	5350	5151	5251	5351	5152	5252	5352	5450	55450	85450	1.80%	0.80%	
Sun Life Granite Growth Class	5153	5253	5353	5154	5254	5354	5155	5255	5355	5453	55453	85453	1.85%	0.85%	
Distributions***	A	A	A	M	M	M	M	M	M	A	M	M	-	-	

¹Effective November 27, 2021, not available for purchase, switches only. All other information as of June 30, 2024.

*For Series O units, the management fee and any Series O Service Fee are charged externally through redemption of securities, and are assessed at the account level. Operating expenses and trading costs are embedded in the calculation of each fund's net asset value.

The Series O Service Fee is a fee negotiated between you and your client to a maximum of 1%, plus applicable taxes. A Dealer Service Fee Agreement for Series O securities must be completed. Series O securities are also available with an initial sales charge (ISC) option. Deferred sales charge (DSC) and low load sales charge (LSC) options are not available for Series O securities.

**The Sun Life Global Investments corporate class mutual funds each represent a separate class of shares of Sun Life Global Investments Corporate Class Inc., a mutual fund corporation.

***Sun Life Granite Managed Income Portfolios intend to make monthly distributions at a fixed rate. An investor's actual annual distribution rate is dependent on the net asset value of the units at the time they are acquired, and on the rate of distribution at such time. Distributions should not be confused with "yield" or "income", and are not intended to reflect a fund's investment performance or rate of return. Distributions may be comprised of income, capital gains or return of capital. The distribution rate on units held by an investor may be greater than the return on the fund's investments. If the cash distributions paid to an investor are greater than the net increase in the value of the investment, the distribution will erode the value of the original investment. Distributions are automatically reinvested in additional units of the applicable fund unless the investor instructs us to distribute cash.

If necessary, a fund will make an additional distribution of income and capital gains in December of each year. The funds may make additional distributions of income, capital gains or return of capital at any other time as we consider appropriate. A distribution of capital is not immediately taxable to an investor but will reduce the adjusted cost base of the investor's units. There can be no assurance that a fund will make any distributions in any particular month, and we reserve the right to adjust the amount of monthly distribution if we consider it appropriate, without notice.

COMPENSATION						
PORTFOLIO/CLASS	ISC		DSC ¹		LSC ¹	
	Sales commission	Trailing commission	Sales commission	Trailing commission [†]	Sales commission	Trailing commission [†]
	Up to:		Up to:		Up to:	
Sun Life Granite Conservative	5.0%	0.75%	5.0%	0.375%	2.5%	0.375%
Sun Life Granite Moderate	5.0%	1.0%	5.0%	0.5%	2.5%	0.5%
Sun Life Granite Balanced	5.0%	1.0%	5.0%	0.5%	2.5%	0.5%
Sun Life Granite Balanced Growth	5.0%	1.0%	5.0%	0.5%	2.5%	0.5%
Sun Life Granite Growth	5.0%	1.0%	5.0%	0.5%	2.5%	0.5%
Sun Life Granite Income*	5.0%	0.75%	5.0%	0.375%	2.5%	0.375%
Sun Life Granite Enhanced Income*	5.0%	1.0%	5.0%	0.5%	2.5%	0.5%

¹Effective November 27, 2021, not available for purchase, switches only.

*Not available in corporate class.

[†]We automatically redesignate units purchased under the deferred sales charge option or the low load sales charge option as front end sales charge option units upon the completion of the redemption fee schedule of those units. This will result in an increase in the trailing commissions being paid to the dealer (no incremental charges to the investor).

If you also want...

The guarantee options and benefits of an insurance contract, consider **Sun Life GIFs Granite Managed Portfolios**. All seven portfolios are also available in our segregated fund lineup.

About Sun Life Global Investments

Sun Life Global Investments offers Canadians a diverse lineup of mutual funds, portfolio solutions and guaranteed investments, empowering them to pursue their financial goals at every life stage. We bring together the strength of one of Canada's most trusted names in financial services with some of the best asset managers from around the world to deliver a truly global investment platform. For more information, please visit sunlifeglobalinvestments.com or follow us on Twitter @SLGI_Canada.



For more information, contact your Wealth Sales Team or:

Visit sunlifeglobalinvestments.com/granite | Call **1-877-837-7844**

ADVISOR USE ONLY

Sun Life Granite Managed Solutions invest in mutual funds and/or exchange traded funds (ETFs). Commissions, trailing commissions, management fees and expenses all may be associated with mutual fund investments. Please read the prospectus before investing. Mutual funds are not guaranteed, their values change frequently and past performance may not be repeated. Investors should consult with professional advisors before acting on any information contained in this brochure.

Sun Life Global Investments is a trade name of SLGI Asset Management Inc., Sun Life Assurance Company of Canada, and Sun Life Financial Trust Inc. SLGI Asset Management Inc. is the investment manager of the Sun Life Mutual Funds, Sun Life Granite Managed Solutions and Sun Life Private Investment Pools. Sun Life Assurance Company of Canada is the issuer of guaranteed insurance contracts, including Accumulation Annuities (Insurance GICs), Payout Annuities, and Individual Variable Insurance Contracts (Sun Life GIFs). Any amount that is allocated to a segregated fund is invested at the risk of the contract owner and may increase or decrease in value.

© SLGI Asset Management Inc., Sun Life Assurance Company of Canada, and their licensors, 2025. SLGI Asset Management Inc. and Sun Life Assurance Company of Canada are members of the Sun Life group of companies. All rights reserved.

