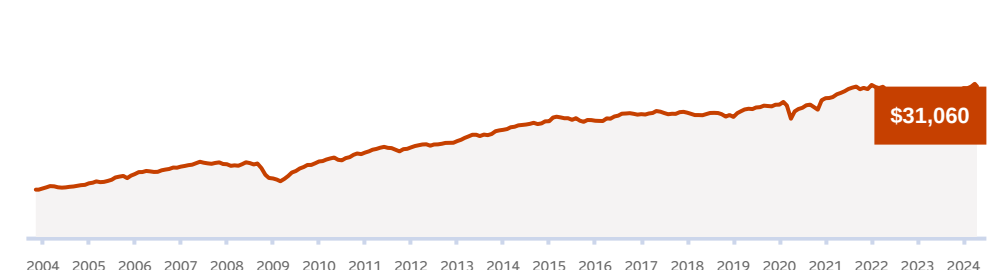


## Sun GIF Solutions Fidelity Monthly Income Estate Series A

### Key reasons to invest

- A core holding with a neutral mix of equities and fixed income.
- Aims to provide capital growth potential.
- Multi-asset class diversification that can help weather volatile market conditions.

### Investment growth of \$10,000



### Compound returns

% as of Mar 31, 2024

	1 mth	3 mth	6 mth	1 yr	3 yr	5 yr	10 yr	Since inception
Funds	1.9	2.8	9.5	5.8	2.4	3.7	3.1	2.9

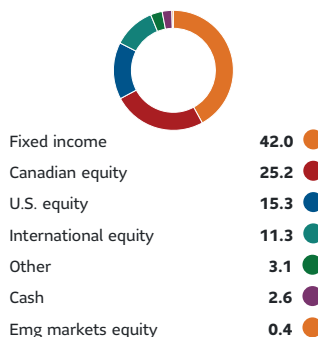
### Calendar returns

% as of Mar 31, 2024

	YTD	2023	2022	2021	2020	2019	2018	2017	2016	2015	2014
Funds	2.8	4.6	-6.3	9.4	4.8	10.1	-3.4	1.2	5.6	1.2	7.9

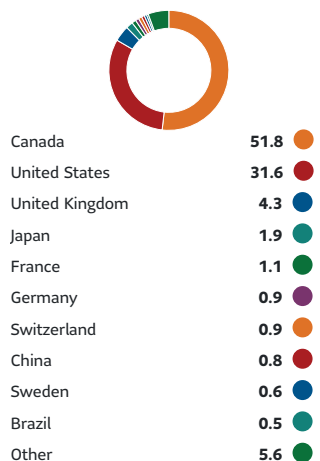
### Asset allocation

% as of Jan 31, 2024



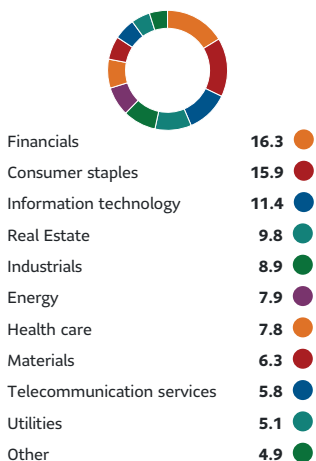
### Geographic allocation

% as of Jan 31, 2024



### Sector allocation

% as of Jan 31, 2024



### Fund essentials

CIFSC category **Canadian Neutral Balanced**

Inception date **May 4, 2015**

Benchmark **Morningstar CAN Bal 50/50 CAD**

MER **3.13%**  
as of Dec 31, 2022

Management fee **2.05%**

Current Price **\$12.6407**  
as of Apr 15, 2024

Fund assets **\$29.2M**  
as of Mar 31, 2024

Number of holdings **2883**  
as of Jan 31, 2024

Min initial investment **\$500**

Min additional investment **\$100**

Risk profile **Low to medium**

Fund codes  
 FEL **SLF SE109**  
 DSC **SLF SE209**  
 LSC **SLF SE309**  
 CB **SLF SE709**

### Management Company

- Fidelity Investments Canada ULC

Credit mix  
% as of Jan 31, 2024

AAA	20.4
AA	30.6
A	10.6
BBB	18.0
BB	8.7
B	6.3
Below B	1.6
Not Rated	3.8

Fixed income Allocation  
% as of Jan 31, 2024

Future/Forward	26.0
Corporate Bond	23.3
Government	18.6
Government-Related	15.5
Cash & Equivalents	6.4
Commercial Mortgage-Backed	4.2
Bank Loan	3.0
Agency Mortgage-Backed	1.4
Asset-Backed	0.8
Preferred Stock	0.4
Other	0.4

Fixed income characteristics  
% as of Jan 31, 2024

Yield to maturity	6.46%
Effective duration (years)	6.06
Average maturity (years)	11.148
Average credit quality	AA

Compound growth calculations are used only for the purpose of illustrating the effects of compound growth and are not intended to reflect the future value of any segregated fund or returns on investment in any segregated fund.

Any amount allocated to a segregated fund is invested at the risk of the contract owner and may increase or decrease in value.

Top 10 Holdings (%)  
% as of Jan 31, 2024

Fidelity Cdn Money Mkt Invt Tr	3.0
iShares Gold Trust	2.1
United States Treasury Notes 3.625%	2.0
Alimentation Couche-Tard Inc	1.4
Rogers Communications Inc Shs -B- Non-Voting	1.2
United States Treasury Bonds 3.625%	1.2
MSCI EAFE Index Future Mar 24	1.1
The Toronto-Dominion Bank	1.1
Canadian National Railway Co	1.1
MSCI Emerging Markets Index Future Mar 24	1.1

For questions, contact the Client Services team:

Toll free:  
**1-844-753-4437 (844-SLF-GIFS)**

Email:  
**[gifs@sunlife.com](mailto:gifs@sunlife.com)**

Hours:  
**Monday to Friday, 8 a.m. – 8 p.m. ET**

Address:  
**Sun Life Assurance Company of Canada, c/o 30  
Adelaide Street East, Suite 1, Toronto, Ontario  
M5C 3G9**

Sun Life Global Investments is a trade name of SLGI Asset Management Inc., Sun Life Assurance Company of Canada and Sun Life Financial Trust Inc. Sun Life Assurance Company of Canada is the issuer of guaranteed insurance contracts, including Accumulation Annuities (Insurance GICs), Payout Annuities, and Individual Variable Insurance Contracts (Sun Life GIFs).