

Sun GIF Solutions Sun Life Granite Moderate Estate Series F

Estate Series

F-Class

\$13.4003

Net asset value per security (NAVPS) as of June 11, 2021

▲\$0.0363 | 0.27%

Benchmark
Blended benchmark[§]

Fund category
Global Neutral Balanced

Morningstar™ Rating
★★★

Funds in category
563

Fund categories are maintained by the Canadian Investment Funds Standards Committee (CIFSC).

Investment objective

The fund's investment objective is to seek income and capital appreciation by investing primarily in a mix of fixed income and equity mutual funds.

This Fund may be suitable for investors who:

- seek income and capital appreciation
- seek diversification through a broad range of asset classes, geographies, and investment styles
- are medium to long term investors
- are comfortable with low to medium investment risk.

Fund essentials

Inception date 04/05/2015

Min initial inv \$ 500

Min additional inv \$ 100

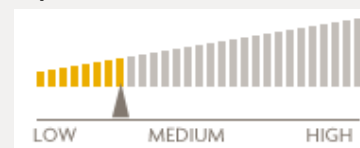
MER % audited as at December 31, 2020 1.69

Management fee % 0.85

Management company

SLGI Asset Management Inc.

Risk profile

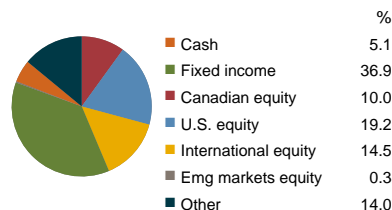


Refer to Simplified Prospectus for more detail.

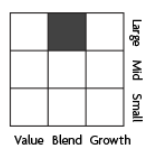
PORTFOLIO ANALYSIS

as of May 31, 2021

Composition



Equity style



Fixed inc style



Geographic composition

Geographic composition	%	Global equity sectors [*]	%
Canada	34.3	Utilities	4.7
United States	40.4	Energy	3.5
Asia / Pacific	8.7	Financials	17.4
Europe	13.1	Materials	6.7
Latin America	2.3	Consumer discretionary	9.6
Middle East & Africa	1.3	Consumer staples	7.5
Others	0.0	Telecommunication services	6.5
		Industrials	15.3
		Health care	7.7
		Information technology	16.5
		Real Estate	4.5

Top ten holdings

Top ten holdings	%	Fixed income	%
as of April 30, 2021			
PH&N Bond Fund O	13.1	Government bonds	42.6
Sunlife Granite Tactical Completion Fd I	8.4	Corporate bonds	35.3
Sun Life US Core Fixed Inc I	8.3	Securitized	9.8
Sun Life Schroder Global Mid Cap I	6.1	Cash & Equivalents	12.1
Sun Life Opportunistic Fxd Inc Priv Pl I	5.4	Derivatives	0.2
iShares Core S&P 500 ETF	4.6		
Sun Life JPMorgan International Eq I	4.6		
Sun Life BlackRock Cdn Composite Equity	4.4		
Sun Life BlackRock Cdn Univ Bond	4.3		
Excel Emerging Markets Series I	4.2		

Cash and cash equivalents are not shown.

Sun GIF Solutions Sun Life Granite Moderate Estate Series F invests directly in units of the Sun Life Granite Moderate Portfolio (the "underlying fund"). The portfolio analysis section is representative of the underlying Fund.

*Global Industry Classification Standard (GICS).

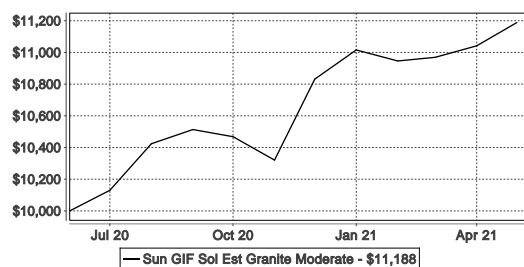
PERFORMANCE ANALYSIS (as of May 31, 2021)

Calendar year	YTD	2020	2019	2018	2017	2016	2015	2014	2013	2012	2011
Total assets \$M	336.4	295.8	223.9	153.4	109.1	54.6	-	-	-	-	-
Total assets of Underlying \$M	1937.5	1870.9	1712.2	1381.4	1181.5	842.7	183.3	91.0	44.0	-	-
Fund return %	2.1	6.3	11.7	-2.5	7.1	3.6	5.7	8.4	12.4	-	-
Category return %	3.5	6.1	12.3	-4.5	5.9	4.1	5.4	8.7	12.8	-	-
Quartile (within category)	3	2	3	1	2	3	2	2	3	-	-

Trailing	1 mth	3 mth	6 mth	1 yr	3 yr	5 yr	10 yr	Since inception
Fund return %	0.5	2.5	3.8	12.5	5.5	5.5	-	4.7
Category return %	0.5	3.3	5.1	14.4	5.7	5.5	-	-
Morningstar™ rating	-	-	-	-	★★★	★★★	-	-
Quartile (within category)	3	3	3	3	2	2	-	-
# of funds in category	777	757	749	724	563	492	-	-

Underlying fund 'Sun Life Granite Moderate Portfolio' performance is displayed for a time frame prior to May 04, 2015

CURRENT VALUE OF A \$10,000 INVESTMENT



Initial investment amount:

\$10000

Time frame:

Start Jun 2020

End May 2021

The growth of \$10K calculator calculates an approximate rate of return using the performance information as at the first business day of each month in your chosen timeframe.

INVESTMENT MANAGEMENT APPROACH

SLGI Asset Management Inc.

The SLGI Asset Management Inc. Portfolio Management Team manages the firm's sub-advisory, asset manager relationships and the asset allocation solutions for Canadian investors.

The team benefits from access to a global network of investment professionals and some of the best asset managers around the world. With a focus on risk management, their rigorous selection and monitoring process provides access to leading asset managers who use insight, innovation and informed decisions to manage some of the highest-quality investment solutions for Canadian investors.

In managing asset allocation portfolios, the team incorporates strategic asset allocation principles with tactical overlay management and a strong fund manager oversight process to add value and/or reduce risk to investor portfolios over time.

Management team

SLGI Asset Management Inc.:

- Sadiq S. Adatia, CFA, Chief Investment Officer, Portfolio Manager;
- Chhad Aul, CFA, Portfolio Manager

NOTES AND DISCLAIMERS

§ Blended benchmark: 27.6% FTSE Canada Universe Bond Index, 12.8% S&P/TSX Capped Composite Index, 34.2% MSCI World Index, 20.4% JPM GBI Global Hdg C\$ Index, 5.0% FTSE Canada 91 Day T-Bill Index.

^Management Expense Ratio is an estimate in the first year.

Sun Life Assurance Company of Canada, a member of the Sun Life Financial group of companies, is the issuer of Sun Life GIFs individual variable annuity contracts. A description of the key features of this contract is contained in the information folder.

Subject to any applicable death benefit and maturity guarantees, any part of the premium or other amount that is allocated to a segregated fund is invested at the risk of the contract owner and may increase or decrease in value according to fluctuations in the market value of the assets of the segregated fund.

Please refer to sunlifegifs.com for additional information.

Morningstar is an independent organization that groups funds with generally similar investment objectives for comparison purposes and ranks them on a historical basis.

Morningstar star ratings are an objective, quantitative measure of a fund's historical risk-adjusted performance relative to other funds in its category, and are calculated from a fund's 3, 5, and 10-year returns measured against 91-day Treasury bill and peer group returns. The top 10% of the funds in a category earn five stars; the next 22.5% four stars; the following 35% three stars; the next 22.5% two stars, and the bottom 10% one star. The Overall Rating is a weighted combination of the 3, 5, and 10-year ratings. Only funds with at least a three-year track record are considered, and ratings are calculated only for categories with at least 20 funds.

Morningstar quartile rankings show how well a fund has performed compared to all other funds in its peer group. Each fund within a peer group is ranked based on its performance, and these rankings are broken into quarters or quartiles. Within a group, the top 25% (or quarter) of the funds are in the first quartile, the next 25% are in the second quartile, the next group in the third quartile, and the bottom 25% of funds with the poorest relative performance are in the fourth quartile. The point in which half the funds had better performance and half had worse performance is the median. If 100 funds are being compared, there would be four quartiles of twenty-five funds each. The median would be the fiftieth fund.

For more details on the calculation of Morningstar star ratings or quartile rankings, please see www.morningstar.ca.

The Morningstar Style Box™ reveals a fund's investment strategy. For equity funds the vertical axis shows the market capitalization of the stocks owned and the horizontal axis shows investment style (value, blend or growth). For fixed-income funds the vertical axis shows the average credit quality of the bonds owned, and the horizontal axis shows interest rate sensitivity as measured by a bond's duration (short, intermediate or long).

Morningstar category averages are equal-weighted category returns. The calculation is simply the average of the returns for all the funds in a given category. The standard category average calculation is based on constituents of the category at the end of the period.

Categories are assigned by Canadian Investment Funds Standards Committee (CIFSC) based on an evaluation of a fund's holdings. A fund's category may change at any time. Funds within the same category may differ in terms of investment philosophy, investment process, as well as overall composition.

The calculators found on this website and/or within fund pages generated by this website and by users are provided for illustrative purposes only. The calculators are educational and/or illustrative tools and do not constitute advice with respect to investment, insurance, financial, legal, tax, accounting or similar matters.

The Global Industry Classification Standard ("GICS") was developed by and is the exclusive property and a service mark of MSCI Inc. ("MSCI") and Standard & Poor's Financial Services LLC ("S&P") and is licensed for use by Sun Life Global Investments (Canada) Inc. Neither MSCI, S&P, nor any other party involved in making or compiling the GICS or any GICS classifications makes any express or implied warranties or representations with respect to such standard or classification (or the results to be obtained by the use thereof), and all such parties hereby expressly disclaim all warranties of originality, accuracy, completeness, merchantability and fitness for a particular purpose with respect to any of such standard or classification. Without limiting any of the foregoing, in no event shall MSCI, S&P, any of their affiliates or any third party involved in making or compiling the GICS or any GICS classifications have any liability for any direct, indirect, special, punitive, consequential or any other damages (including lost profits) even if notified of the possibility of such damages.

The information contained in this fund page/profile is designed to provide you with general information related to the fund and investment alternatives and strategies and is not intended to be comprehensive investment advice applicable to individual circumstances. We strongly recommend that investors consult with a financial advisor prior to making any investment decisions.

© 2015 Morningstar Research Inc. All Rights Reserved. The information contained herein: (1) is proprietary to

Morningstar and/or its content providers; (2) may not be copied or distributed; and (3) is not warranted to be accurate, complete or timely. Neither Morningstar nor its content providers are responsible for any damages or losses arising from any use of this information. Past performance is no guarantee of future results.