

Sun GIF Solutions Sun Life Tactical Balanced ETF Portfolio Estate Series F

Estate Series

F-Class

\$11.668

Net asset value per security (NAVPS) as of June 11, 2021

▲\$0.0323 | 0.28%

Benchmark

Blended benchmark[§]

Morningstar™ Rating

--

Fund category

Global Neutral Balanced

Funds in category

--

Fund categories are maintained by the Canadian Investment Funds Standards Committee (CIFSC).

Investment objective

The Fund's investment objective is to seek capital appreciation and income, with a small bias towards capital appreciation, by investing primarily in a mix of equity and fixed income exchange traded funds and other mutual funds

This Fund may be suitable for investors who:

- Seek capital appreciation and income, with a small bias towards capital appreciation
- Seek diversification through a broad range of asset classes, geographies and investment styles
- Are medium to long-term investors
- Are comfortable with low to medium investment risk

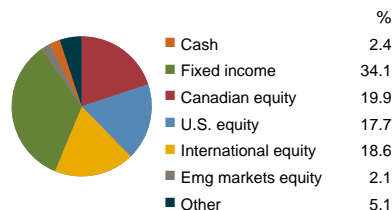
Fund essentials

Inception date	03/06/2019
Min initial inv \$	500
Min additional inv \$	100
MER % audited as at December 31, 2020	1.58
Management fee %	0.72

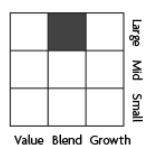
PORTFOLIO ANALYSIS

as of May 31, 2021

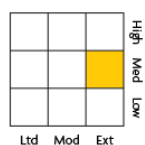
Composition



Equity style



Fixed inc style



Geographic composition

Geographic Region	%
Canada	38.9
United States	33.6
Asia / Pacific	13.7
Europe	9.6
Latin America	2.2
Middle East & Africa	2.0
Others	0.2

Global equity sectors^{*}

Sector	% of equity allocation
Utilities	4.0
Energy	8.0
Financials	23.3
Materials	8.5
Consumer discretionary	8.8
Consumer staples	4.9
Telecommunication services	5.7
Industrials	14.3
Health care	5.9
Information technology	12.4
Real Estate	4.1

Top ten holdings

as of April 30, 2021

Security	%
Sun Life BlackRock Cdn Composite Equity	19.0
Sun Life BlackRock Cdn Univ Bond	16.4
SPDR® Portfolio Developed Wld ex-US ETF	10.0
iShares Core MSCI Emerging Markets ETF	7.1
iShares Core S&P 500 ETF	7.1
iShares Core US Aggregate Bond ETF	6.8
Sunlife Granite Tactical Completion Fd I	4.6
VanEck Vectors Fallen Angel HiYld Bd ETF	3.6
Vanguard Emerging Mkts Govt Bd ETF	3.0
Invesco S&P 500® Pure Value ETF	2.9

Fixed income

Category	% of fixed income allocation
Government bonds	45.8
Corporate bonds	41.5
Securitized	4.2
Cash & Equivalents	8.4
Derivatives	0.1

Cash and cash equivalents are not shown.

Sun GIF Solutions Sun Life Tactical Balanced ETF Portfolio Estate Series F invests directly in units of the Sun Tactical Balanced ETF Portfolio (the "underlying fund"). The portfolio analysis section is representative of the underlying Fund.

*Global Industry Classification Standard (GICS).

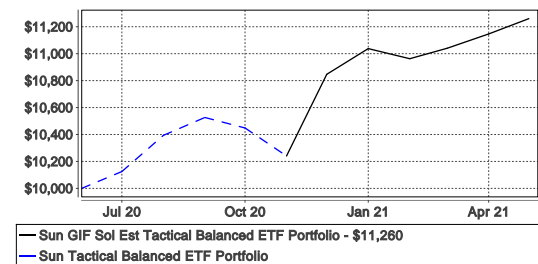
PERFORMANCE ANALYSIS (as of May 31, 2021)

Calendar year	YTD	2020	2019	2018	2017	2016	2015	2014	2013	2012	2011
Total assets \$M	51.7	43.2	-	-	-	-	-	-	-	-	-
Total assets of Underlying \$M	144.8	126.8	61.1	-	-	-	-	-	-	-	-
Fund return %	2.9	6.0	12.6	-	-	-	-	-	-	-	-
Category return %	3.5	6.1	12.6	-	-	-	-	-	-	-	-
Quartile (within category)	3	2	3	-	-	-	-	-	-	-	-

Trailing	1 mth	3 mth	6 mth	1 yr	3 yr	5 yr	10 yr	Since inception
Fund return %	0.9	2.9	4.7	13.7	-	-	-	7.3
Category return %	0.5	3.3	5.1	14.4	-	-	-	-
Morningstar™ rating	-	-	-	-	-	-	-	-
Quartile (within category)	1	3	2	2	-	-	-	-
# of funds in category	777	757	749	724	-	-	-	-

Underlying fund 'Sun Tactical Balanced ETF Portfolio' performance is displayed for a time frame prior to June 03, 2019

CURRENT VALUE OF A \$10,000 INVESTMENT



Initial investment amount:

\$10000

Time frame:

Start Jun 2020

End May 2021

The growth of \$10K calculator calculates an approximate rate of return using the performance information as at the first business day of each month in your chosen timeframe.

NOTES AND DISCLAIMERS

Blended benchmark: 2.5% FTSE Canada 91 Day T-Bill Index, 21.5% FTSE Canada Universe Bond Index, 16.0% Barclays Global Aggregate C\$ hedged index, 19.0% S&P/TSX Capped Composite Index, 41.0% MSCI World Index.

^Management Expense Ratio is an estimate in the first year.

Sun Life Assurance Company of Canada, a member of the Sun Life Financial group of companies, is the issuer of Sun Life GIFs individual variable annuity contracts. A description of the key features of this contract is contained in the information folder.

Subject to any applicable death benefit and maturity guarantees, any part of the premium or other amount that is allocated to a segregated fund is invested at the risk of the contract owner and may increase or decrease in value according to fluctuations in the market value of the assets of the segregated fund.

Please refer to sunlifegifs.com for additional information.

Morningstar is an independent organization that groups funds with generally similar investment objectives for comparison purposes and ranks them on a historical basis.

Morningstar star ratings are an objective, quantitative measure of a fund's historical risk-adjusted performance relative to other funds in its category, and are calculated from a fund's 3, 5, and 10-year returns measured against 91-day Treasury bill and peer group returns. The top 10% of the funds in a category earn five stars; the next 22.5% four stars; the following 35% three stars; the next 22.5% two stars, and the bottom 10% one star. The Overall Rating is a weighted combination of the 3, 5, and 10-year ratings. Only funds with at least a three-year track record are considered, and ratings are calculated only for categories with at least 20 funds.

Morningstar quartile rankings show how well a fund has performed compared to all other funds in its peer group. Each fund within a peer group is ranked based on its performance, and these rankings are broken into quarters or quartiles. Within a group, the top 25% (or quarter) of the funds are in the first quartile, the next 25% are in the second quartile, the next group in the third quartile, and the bottom 25% of funds with the poorest relative performance are in the fourth quartile. The point in which half the funds had better performance and half had worse performance is the median. If 100 funds are being compared, there would be four quartiles of twenty-five funds each. The median would be the fiftieth fund.

For more details on the calculation of Morningstar star ratings or quartile rankings, please see www.morningstar.ca.

The Morningstar Style Box™ reveals a fund's investment strategy. For equity funds the vertical axis shows the market capitalization of the stocks owned and the horizontal axis shows investment style (value, blend or growth). For fixed-income funds the vertical axis shows the average credit quality of the bonds owned, and the horizontal axis shows interest rate sensitivity as measured by a bond's duration (short, intermediate or long).

Morningstar category averages are equal-weighted category returns. The calculation is simply the average of the returns for all the funds in a given category. The standard category average calculation is based on constituents of the category at the end of the period.

Categories are assigned by Canadian Investment Funds Standards Committee (CIFSC) based on an evaluation of a fund's holdings. A fund's category may change at any time. Funds within the same category may differ in terms of investment philosophy, investment process, as well as overall composition.

The calculators found on this website and/or within fund pages generated by this website and by users are provided for illustrative purposes only. The calculators are educational and/or illustrative tools and do not constitute advice with respect to investment, insurance, financial, legal, tax, accounting or similar matters.

The Global Industry Classification Standard ("GICS") was developed by and is the exclusive property and a service mark of MSCI Inc. ("MSCI") and Standard & Poor's Financial Services LLC ("S&P") and is licensed for use by Sun Life Global Investments (Canada) Inc. Neither MSCI, S&P, nor any other party involved in making or compiling the GICS or any GICS classifications makes any express or implied warranties or representations with respect to such standard or classification (or the results to be obtained by the use thereof), and all such parties hereby expressly disclaim all warranties of originality, accuracy, completeness, merchantability and fitness for a particular purpose with respect to any of such standard or classification. Without limiting any of the foregoing, in no event shall MSCI, S&P, any of their affiliates or any third party involved in making or compiling the GICS or any GICS classifications have any liability for any direct, indirect, special, punitive, consequential or any other damages (including lost profits) even if notified of the possibility of such damages.

The information contained in this fund page/profile is designed to provide you with general information related to the fund and investment alternatives and strategies and is not intended to be comprehensive investment advice applicable to individual circumstances. We strongly recommend that investors consult with a financial advisor prior to making any investment decisions.

© 2015 Morningstar Research Inc. All Rights Reserved. The information contained herein: (1) is proprietary to Morningstar and/or its content providers; (2) may not be copied or distributed; and (3) is not warranted to be accurate, complete or timely. Neither Morningstar nor its content providers are responsible for any damages or losses arising from any use of this information. Past performance is no guarantee of future results.