

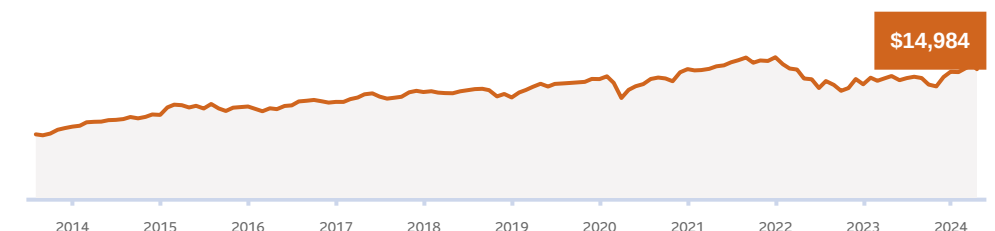
Sun Life Granite Moderate Class

Series A

Key reasons to invest

- An actively managed portfolio diversified by a broad range of asset classes, geographies, investment styles and managers
- Designed for income and capital growth by investing in a strategic mix of 50% fixed income and 50% equity mutual funds
- Tactical adjustments allow the portfolio manager to adapt to changing market conditions

Investment growth of \$10,000



Compound returns

% as of Mar 31, 2024

	1 mth	3 mth	6 mth	1 yr	3 yr	5 yr	10 yr	Since inception
Funds	1.8	3.6	11.0	7.2	0.7	2.4	3.4	4.1

Calendar returns

% as of Mar 31, 2024

	YTD	2023	2022	2021	2020	2019	2018	2017	2016	2015	2014
Funds	3.6	6.9	-13.0	6.1	5.4	11.0	-3.1	6.1	2.9	5.6	8.5

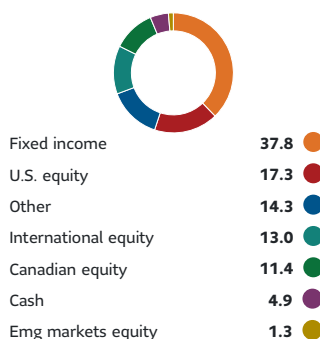
Distributions

\$/Security

	2023	2022	2021	2020	2019	2018	2017	2016	2015	2014
Funds	0.2	0.2	0.1	0.1	0.4	0.3	0.1	0.3	0.3	0.1

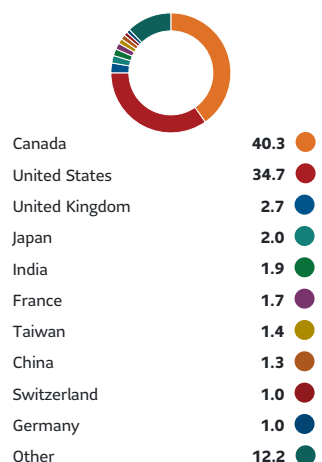
Asset allocation

% as of Feb 29, 2024



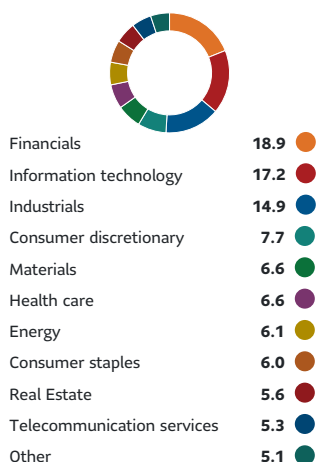
Geographic allocation

% as of Feb 29, 2024



Sector allocation

% as of Feb 29, 2024



Fund essentials

CIFSC category **Global Neutral Balanced**

Inception date **Aug 1, 2013**

Benchmark **Blended benchmark ¹**

MER **2.13%**
as of Jun 30, 2023

Management fee **1.70%**

Current Price **\$12.7221**
as of Apr 17, 2024

Fund assets **\$93.6M**
as of Mar 31, 2024

Number of holdings **3**
as of Feb 29, 2024

Distribution frequency **Annually**

Min initial investment **\$500**

Min additional investment **\$50**

Risk profile **Low to medium**

Fund codes **ISC SUN 5146 DSC SUN 5246**
LSC SUN 5346

¹ 23.4% FTSE Canada Universe Bond Index, 5.0% FTSE Canada 91 Day T-Bill Index, 21.6% Bloomberg Barclays Global Aggregate Bond Index Hedged C\$, 12.6% S&P/TSX Capped Composite Index, 37.4% MSCI AC World Index C\$

Management Company

- SLGI Asset Management Inc.

Credit mix		Fixed income Allocation		Top 10 Holdings (%)	
% as of Feb 29, 2024		% as of Feb 29, 2024		% as of Feb 29, 2024	
AAA	16.9	Government	31.5	Sun Life Granite Moderate Portfolio I	99.3
AA	36.8	Corporate Bond	26.9		
A	13.2	Government-Related	21.1		
BBB	17.6	Cash & Equivalents	7.3		
BB	6.1	Agency Mortgage-Backed	5.9		
B	3.6	Asset-Backed	3.5		
Below B	1.1	Commercial Mortgage-Backed	1.8		
Not Rated	4.6	Bank Loan	1.0		
		Covered Bond	0.4		
		Non-agency Residential Mortgage-Backed	0.2		
		Other	0.3		
Risk & Statistics		Fixed income characteristics			
as of Mar 31, 2024		% as of Feb 29, 2024			
Risk measures (3 years)	Funds				
Annualized standard deviation	8.75	Yield to maturity	5.94%		
Alpha	-3.18	Effective duration (years)	6.81		
Beta	1.01	Average maturity (years)	11.08		
R ²	98.34	Average credit quality	A		
Upside capture	88				
Downside capture	114				
Sharpe Ratio %	-0.16				

Commissions, trailing commissions, management fees and expenses all may be associated with mutual fund investments. Please read the prospectus before investing. For periods greater than one year, the indicated rates of return are the historical annual compounded total returns as of the date indicated including changes in unit value and reinvestment of all distributions and do not take into account sales, redemption, distribution or optional charges or income taxes payable by any security holder that would have reduced returns. Mutual funds are not guaranteed, their values change frequently and past performance may not be repeated.

Compound growth calculations are used only for the purpose of illustrating the effects of compound growth and are not intended to reflect the future value of any mutual fund or returns on investment in any mutual fund.

The payment of distributions is not guaranteed and may fluctuate. The payment of distributions should not be confused with a fund’s performance, rate of return, or yield. Annual distributions paid as a result of capital gains realized by a fund and income and dividends earned by a fund are taxable in your hands in the year they are paid.

For questions, contact the Client Services team:

Hours:
Monday to Friday, 8 a.m. – 8 p.m. ET

Phone:
1-877-344-1434

Fax:
1-855-329-7544

Address:
**SLGI Asset Management Inc., 1 York Street,
 Toronto, ON M5J 0B6**

Email:
info@sunlifeglobalinvestments.com