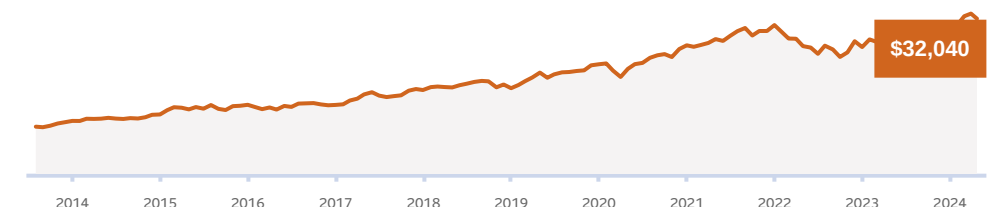


**Key reasons to invest**

- An actively managed global equity fund with a tilt to larger companies
- Invests in high quality, sustainable businesses located anywhere in the world, including emerging markets
- Looks for companies with above average growth and return potential – without overpaying
- Applies a long-term, research-driven approach, focused on picking stocks across full market cycles

**Investment growth of \$10,000**

**Compound returns**

% as of Mar 31, 2024

	1 mth	3 mth	6 mth	1 yr	3 yr	5 yr	10 yr	Since inception
Funds	1.6	8.6	17.3	16.5	6.9	10.5	11.1	12.1

**Calendar returns**

% as of Mar 31, 2024

	YTD	2023	2022	2021	2020	2019	2018	2017	2016	2015	2014
Funds	8.6	16.0	-14.6	15.5	17.0	27.3	2.2	21.1	-0.2	15.8	11.8

**Distributions**

\$/Security

	2023	2022	2021	2020	2019	2018	2017	2016	2015	2014
Funds	0.4	0.3	0.0	0.1	0.5	0.3	0.3	0.5	0.3	0.0

**Asset allocation**

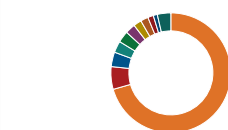
% as of Feb 29, 2024



U.S. equity	69.8
International equity	22.0
Canadian equity	6.0
Emg markets equity	1.1
Cash	1.0
Other	0.2

**Geographic allocation**

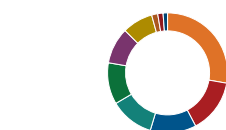
% as of Feb 29, 2024



United States	70.6
Canada	6.1
France	3.9
United Kingdom	3.1
China	3.1
Taiwan	2.7
Switzerland	2.2
South Korea	2.1
India	1.5
Peru	1.1
Other	3.6

**Sector allocation**

% as of Feb 29, 2024



Information technology	27.8
Financials	14.5
Industrials	12.4
Health care	11.9
Consumer discretionary	11.2
Telecommunication services	9.8
Consumer staples	8.3
Real Estate	1.6
Utilities	1.4
Materials	1.2
Other	0.0

**Fund essentials**

 CIFSC category **Global Equity**

 Inception date **Aug 1, 2013**

 Benchmark **MSCI AC World C\$**

 MER **2.23%**  
as of Dec 31, 2023

 Management fee **1.80%**

 Current Price **\$28.0164**  
as of Apr 22, 2024

 Fund assets **\$151.1M**  
as of Mar 31, 2024

 Number of holdings **3**  
as of Feb 29, 2024

 Distribution frequency **Annually**

 Min initial investment **\$500**

 Min additional investment **\$50**

 Risk profile **Medium**

 Fund codes **ISC SUN 5100 DSC SUN 5200**  
**LSC SUN 5300**
**Management Company**

- SLGI Asset Management Inc.

Market capitalization

% as of Feb 29, 2024

Giant	37.7
Large	40.0
Medium	22.3
Small	0.0
Micro	0.0

Risk & Statistics

as of Mar 31, 2024

Risk measures (3 years)	Funds
Annualized standard deviation	14.01
Alpha	-2.61
Beta	1.06
R <sup>2</sup>	92.25
Upside capture	101
Downside capture	118
Sharpe Ratio %	0.37

Commissions, trailing commissions, management fees and expenses all may be associated with mutual fund investments. Please read the prospectus before investing. For periods greater than one year, the indicated rates of return are the historical annual compounded total returns as of the date indicated including changes in unit value and reinvestment of all distributions and do not take into account sales, redemption, distribution or optional charges or income taxes payable by any security holder that would have reduced returns. Mutual funds are not guaranteed, their values change frequently and past performance may not be repeated.

Compound growth calculations are used only for the purpose of illustrating the effects of compound growth and are not intended to reflect the future value of any mutual fund or returns on investment in any mutual fund.

The payment of distributions is not guaranteed and may fluctuate. The payment of distributions should not be confused with a fund’s performance, rate of return, or yield. Annual distributions paid as a result of capital gains realized by a fund and income and dividends earned by a fund are taxable in your hands in the year they are paid.

Top 10 Holdings (%)

% as of Feb 29, 2024

Sun Life MFS Global Growth Ser I	99.9
----------------------------------	------

For questions, contact the Client Services team:

Hours:  
**Monday to Friday, 8 a.m. – 8 p.m. ET**

Phone:  
**1-877-344-1434**

Fax:  
**1-855-329-7544**

Address:  
**SLGI Asset Management Inc., 1 York Street,  
Toronto, ON M5J 0B6**

Email:  
**info@sunlifeglobalinvestments.com**