

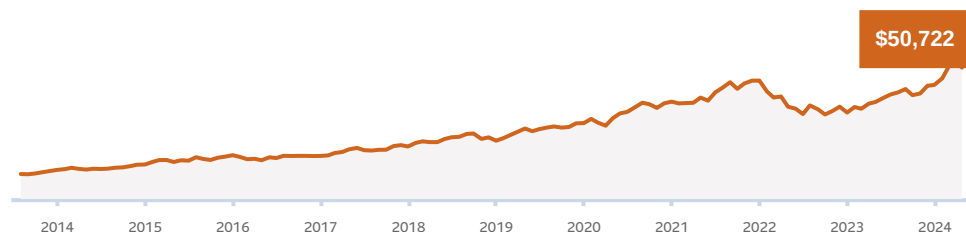
Sun Life MFS U.S. Growth Class

Series F

Key reasons to invest

- An actively managed U.S. equity fund with a tilt to large, innovative companies
- Invests in high-quality companies that generate above average, sustainable earnings growth
- Looks for businesses where stock values are not fully reflecting their long-term growth prospects
- Applies a long-term, research-driven approach, focused on picking stocks across full market cycles

Investment growth of \$10,000



Compound returns

% as of Mar 31, 2024

	1 mth	3 mth	6 mth	1 yr	3 yr	5 yr	10 yr	Since inception
Funds	2.4	19.5	31.2	42.7	12.3	15.1	16.0	17.1

Calendar returns

% as of Mar 31, 2024

	YTD	2023	2022	2021	2020	2019	2018	2017	2016	2015	2014
Funds	19.5	31.6	-26.7	21.4	27.9	29.6	10.7	21.4	-1.6	26.1	17.7

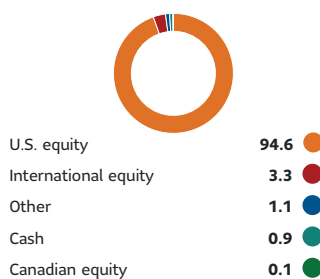
Distributions

\$/Security

	2023	2022	2021	2020	2019	2018	2017	2016	2015	2014
Funds	0.3	0.1		0.2	0.5	0.3	0.4	0.5	0.1	0.0

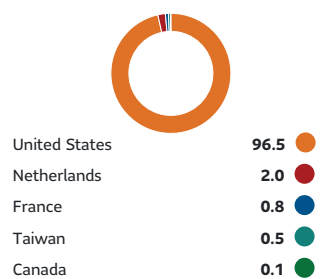
Asset allocation

% as of Feb 29, 2024



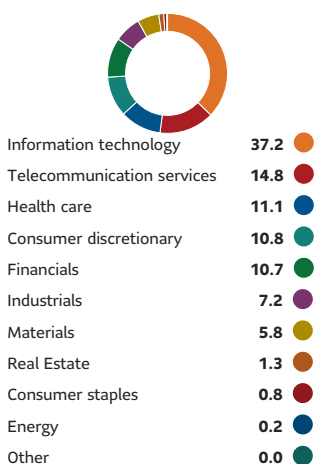
Geographic allocation

% as of Feb 29, 2024



Sector allocation

% as of Feb 29, 2024



Fund essentials

CIFSC category **US Equity**

Inception date **Aug 1, 2013**

Benchmark **Russell 1000 C\$**

MER **1.12%**
as of Dec 31, 2023

Management fee **0.80%**

Current Price **\$46.3580**
as of Apr 22, 2024

Fund assets **\$182.9M**
as of Mar 31, 2024

Number of holdings **3**
as of Feb 29, 2024

Distribution frequency **Annually**

Min initial investment **\$500**

Min additional investment **\$50**

Risk profile **Medium**

Fund codes **NL SUN 5405**

Management Company

- SLGI Asset Management Inc.

Market capitalization

% as of Feb 29, 2024

Giant	57.1
Large	28.0
Medium	14.9
Small	0.0
Micro	0.0

Risk & Statistics

as of Mar 31, 2024

Risk measures (3 years)	Funds
Annualized standard deviation	18.47
Alpha	-1.9
Beta	1.2
R ²	88.33
Upside capture	122
Downside capture	139
Sharpe Ratio %	0.58

Commissions, trailing commissions, management fees and expenses all may be associated with mutual fund investments. Please read the prospectus before investing. For periods greater than one year, the indicated rates of return are the historical annual compounded total returns as of the date indicated including changes in unit value and reinvestment of all distributions and do not take into account sales, redemption, distribution or optional charges or income taxes payable by any security holder that would have reduced returns. Mutual funds are not guaranteed, their values change frequently and past performance may not be repeated.

Compound growth calculations are used only for the purpose of illustrating the effects of compound growth and are not intended to reflect the future value of any mutual fund or returns on investment in any mutual fund.

The payment of distributions is not guaranteed and may fluctuate. The payment of distributions should not be confused with a fund’s performance, rate of return, or yield. Annual distributions paid as a result of capital gains realized by a fund and income and dividends earned by a fund are taxable in your hands in the year they are paid.

Top 10 Holdings (%)

% as of Feb 29, 2024

Sun Life MFS US Growth Series I	99.8
---------------------------------	------

For questions, contact the Client Services team:

Hours:
Monday to Friday, 8 a.m. – 8 p.m. ET

Phone:
1-877-344-1434

Fax:
1-855-329-7544

Address:
**SLGI Asset Management Inc., 1 York Street,
Toronto, ON M5J 0B6**

Email:
info@sunlifeglobalinvestments.com

Sun Life Global Investments is a trade name of SLGI Asset Management Inc., Sun Life Assurance Company of Canada, and Sun Life Financial Trust Inc. SLGI Asset Management Inc. is the investment manager of the Sun Life Mutual Funds, Sun Life Granite Managed Solutions and Sun Life Private Investment Pools.