

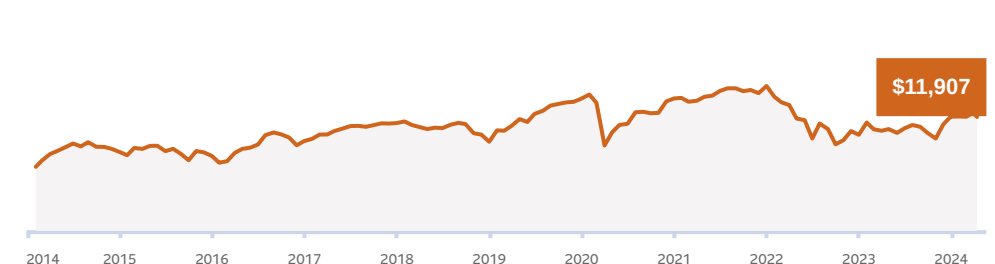
Sun Life Nuveen Flexible Income Fund

Series A

Key reasons to invest

- A flexible income fund focused on the U.S. market, designed to produce income and capital growth
- Invests across the entire capital structure, blending bonds, preferred stocks, convertible bonds and equities for an expanded income opportunity
- Provides an attractive level of monthly income through a fixed distribution

Investment growth of \$10,000



Compound returns

% as of Mar 31, 2024

	1 mth	3 mth	6 mth	1 yr	3 yr	5 yr	10 yr	Since inception
Funds	1.3	1.3	6.9	6.1	-1.2	0.9	1.4	1.8

Calendar returns

% as of Mar 31, 2024

	YTD	2023	2022	2021	2020	2019	2018	2017	2016	2015	2014
Funds	1.3	6.2	-14.3	3.8	0.0	15.1	-6.1	6.3	5.5	-1.4	4.5

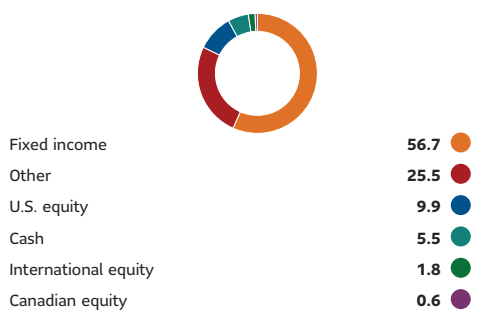
Distributions

\$/Security

	2023	2022	2021	2020	2019	2018	2017	2016	2015	2014
Funds	0.4	0.4	0.4	0.4	0.4	0.5	0.5	0.5	0.5	0.5

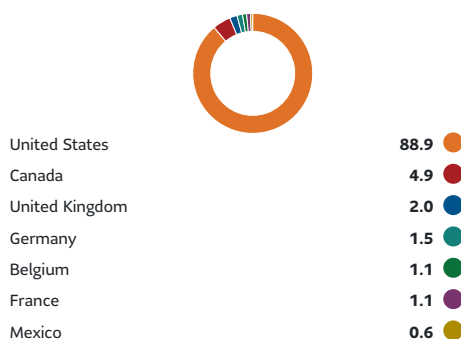
Asset allocation

% as of Jan 31, 2024



Geographic allocation

% as of Jan 31, 2024



Fund essentials

CIFSC category **Tactical Balanced**

Inception date **Feb 3, 2014**

Benchmark **Barclays U.S. Aggregate Bond C\$ Hedged Index**

MER as of Jun 30, 2023 **1.64%**

Management fee **1.30%**

Current Price as of Apr 11, 2024 **\$6.9742**

Fund assets as of Mar 31, 2024 **\$252.4M**

Number of holdings as of Feb 29, 2024 **161**

Distribution frequency **Monthly**

Min initial investment **\$500**

Min additional investment **\$50**

Risk profile **Low to medium**

Fund codes **ISC SUN 180 DSC SUN 280 LSC SUN 380**

Management Company

- SLGI Asset Management Inc.

Sub-advisors

- Nuveen Asset Management

Credit mix		Fixed income Allocation		Top 10 Holdings (%)	
% as of Jan 31, 2024		% as of Jan 31, 2024		% as of Jan 31, 2024	
AAA	0.0	Corporate Bond	68.8	Hewlett Packard Enterprise Company 6.35%	2.2
AA	0.0	Preferred Stock	23.6	JPMorgan Chase & Co DR	2.2
A	1.1	Cash & Equivalents	6.7	Albertsons Cos Inc / Safeway Inc / New Albertsons LP / Albertsons LLC	1.9
BBB	49.2	Convertible	0.9	Wells Fargo & Co 7 1/2 % Non Cum Perp Conv Pfd Shs -A- Series -L-	1.6
BB	32.7	Agency Mortgage-Backed	0.0	AT&T Inc	1.5
B	13.7	Asset-Backed	0.0	Sprint LLC 7.125%	1.5
Below B	0.0	Bank Loan	0.0	Emera Inc	1.5
Not Rated	3.2	Commercial Mortgage-Backed	0.0	Vistra Energy Corporation	1.4
		Covered Bond	0.0	Ally Financial Inc. 8%	1.3
		Future/Forward	0.0	Citigroup Inc.	1.3
		Other	0.0		
Risk & Statistics		Fixed income characteristics			
as of Mar 31, 2024		% as of Jan 31, 2024			
Risk measures (3 years)	Funds				
Annualized standard deviation	8.63	Yield to maturity	7.65%		
Alpha	-5.02	Effective duration (years)	5.10		
Beta	0.94	Average maturity (years)	14.22		
R ²	87.73	Average credit quality	BB		
Upside capture	71				
Downside capture	109				
Sharpe Ratio %	-0.39				

Commissions, trailing commissions, management fees and expenses all may be associated with mutual fund investments. Please read the prospectus before investing. For periods greater than one year, the indicated rates of return are the historical annual compounded total returns as of the date indicated including changes in unit value and reinvestment of all distributions and do not take into account sales, redemption, distribution or optional charges or income taxes payable by any security holder that would have reduced returns. Mutual funds are not guaranteed, their values change frequently and past performance may not be repeated.

Compound growth calculations are used only for the purpose of illustrating the effects of compound growth and are not intended to reflect the future value of any mutual fund or returns on investment in any mutual fund.

The payment of distributions is not guaranteed and may fluctuate. The payment of distributions should not be confused with a fund’s performance, rate of return, or yield. Annual distributions paid as a result of capital gains realized by a fund and income and dividends earned by a fund are taxable in your hands in the year they are paid.

For questions, contact the Client Services team:

Hours:
Monday to Friday, 8 a.m. – 8 p.m. ET

Phone:
1-877-344-1434

Fax:
1-855-329-7544

Address:
**SLGI Asset Management Inc., 1 York Street,
 Toronto, ON M5J 0B6**

Email:
info@sunlifeglobalinvestments.com