

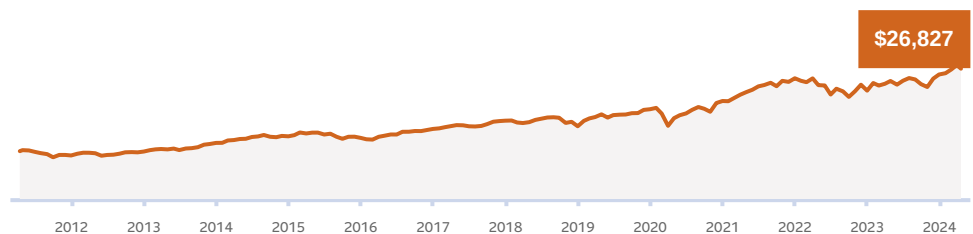
## Sun Life BlackRock Canadian Equity Fund

## Series F

### Key reasons to invest

- A passively managed, Canadian-focused equity fund designed for capital growth
- Provides a strategic mix of approximately 70% Canadian equities and 30% global equities
- Invests in BlackRock's exchange traded funds (ETFs) - a diversified, cost-effective way to tap into market potential

### Investment growth of \$10,000



### Compound returns

% as of Mar 31, 2024

	1 mth	3 mth	6 mth	1 yr	3 yr	5 yr	10 yr	Since inception
Funds	3.4	7.5	16.4	16.1	8.6	10.2	8.4	8.1

### Calendar returns

% as of Mar 31, 2024

	YTD	2023	2022	2021	2020	2019	2018	2017	2016	2015	2014
Funds	7.5	14.7	-10.2	22.9	9.0	23.1	-7.0	11.6	14.4	-2.5	11.5

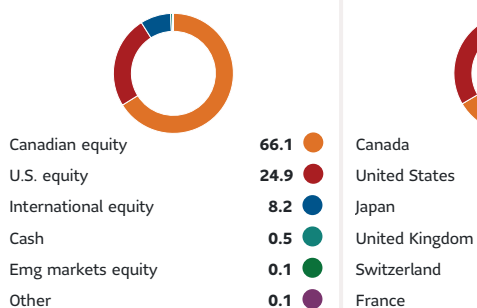
### Distributions

\$/Security

	2023	2022	2021	2020	2019	2018	2017	2016	2015	2014
Funds	0.6	0.7	0.4	1.5	0.3	0.4	0.6	0.2	0.2	0.3

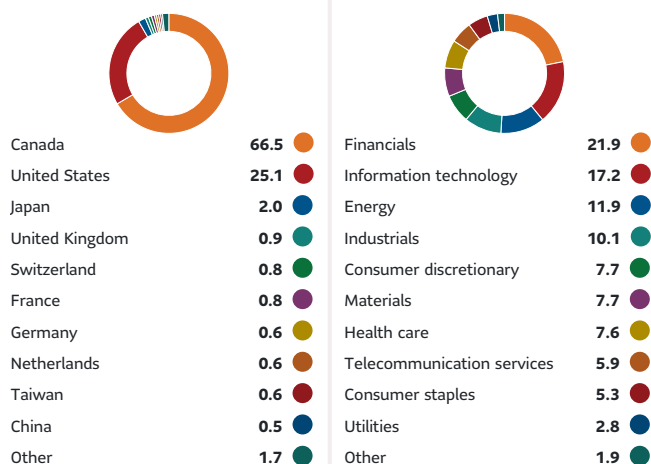
### Asset allocation

% as of Feb 29, 2024



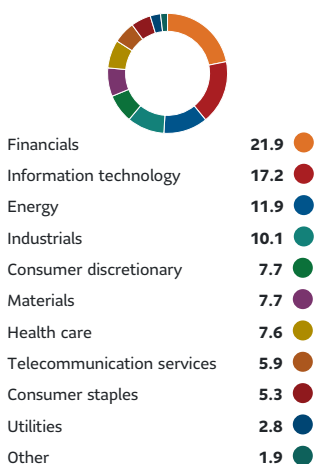
### Geographic allocation

% as of Feb 29, 2024



### Sector allocation

% as of Feb 29, 2024



### Fund essentials

CIFSC category **Canadian Focused Equity**

Inception date **Apr 15, 2011**

Benchmark **S&P/TSX Capped Composite Index**

MER **0.69%**  
as of Jun 30, 2023

Management fee **0.45%**

Current Price **\$18.0100**  
as of Apr 18, 2024

Fund assets **\$242.9M**  
as of Dec 31, 2023

Number of holdings **10**  
as of Feb 29, 2024

Distribution frequency **Annually**

Min initial investment **\$500**

Min additional investment **\$50**

Risk profile **Medium**

Fund codes **SD SUN 415**

### Management Company

- SLGI Asset Management Inc.

### Sub-advisors

- BlackRock Asset Management Canada Ltd.

Market capitalization

% as of Feb 29, 2024

Giant	47.5
Large	33.5
Medium	15.4
Small	3.4
Micro	0.1

Risk & Statistics

as of Mar 31, 2024

Risk measures (3 years)	Funds
Annualized standard deviation	13.16
Alpha	-0.54
Beta	0.97
R <sup>2</sup>	95.80
Upside capture	96
Downside capture	98
Sharpe Ratio %	0.50

Commissions, trailing commissions, management fees and expenses all may be associated with mutual fund investments. Please read the prospectus before investing. For periods greater than one year, the indicated rates of return are the historical annual compounded total returns as of the date indicated including changes in unit value and reinvestment of all distributions and do not take into account sales, redemption, distribution or optional charges or income taxes payable by any security holder that would have reduced returns. Mutual funds are not guaranteed, their values change frequently and past performance may not be repeated.

Compound growth calculations are used only for the purpose of illustrating the effects of compound growth and are not intended to reflect the future value of any mutual fund or returns on investment in any mutual fund.

The payment of distributions is not guaranteed and may fluctuate. The payment of distributions should not be confused with a fund’s performance, rate of return, or yield. Annual distributions paid as a result of capital gains realized by a fund and income and dividends earned by a fund are taxable in your hands in the year they are paid.

Top 10 Holdings (%)

% as of Feb 29, 2024

Sun Life BlackRock Cdn Composite Equity	69.3
iShares Global Tech ETF	11.4
iShares Global Healthcare ETF	7.3
iShares S&P Global Cnsmr Discr ETF CADH	5.3
iShares Global Comm Services ETF	3.3
iShares Global Consumer Staples ETF	2.3
iShares S&P Global Industrials ETF CADH	0.5
iShares Global Real Estate ETF Comm	0.2

For questions, contact the Client Services team:

Hours:  
Monday to Friday, 8 a.m. – 8 p.m. ET

Phone:  
1-877-344-1434

Fax:  
1-855-329-7544

Address:  
SLGI Asset Management Inc., 1 York Street,  
Toronto, ON M5J 0B6

Email:  
info@sunlifeglobalinvestments.com