

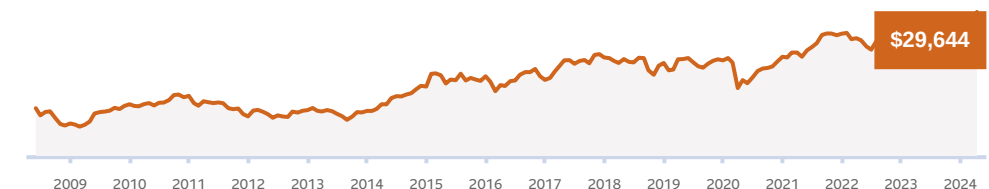
## Sun Life Aditya Birla India Fund

## Series A

### Key reasons to invest

- Designed for long-term growth by investing primarily in large and mid-cap equity securities of companies located in India
- Has a 20+ year track record, making it the longest-running India-focused strategy in Canada (Series A)
- Blends top-down (sector allocation) and bottom-up (stock selection) approaches to build the portfolio

### Investment growth of \$10,000



### Compound returns

% as of Mar 31, 2024

	1 mth	3 mth	6 mth	1 yr	3 yr	5 yr	10 yr	Since inception
Funds	-0.2	4.1	8.9	22.9	10.2	7.5	10.2	6.9

### Calendar returns

% as of Mar 31, 2024

	YTD	2023	2022	2021	2020	2019	2018	2017	2016	2015	2014
Funds	4.1	13.9	-4.2	23.0	3.7	2.7	-5.5	29.1	-4.5	14.6	52.6

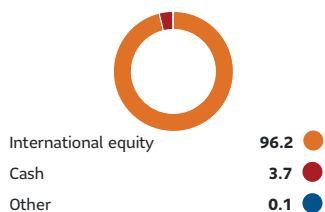
### Distributions

\$/Security

	2023	2022	2021	2020	2019	2018	2017	2016	2015	2014
Funds	19.6	1.7	2.7							

### Asset allocation

% as of Jan 31, 2024



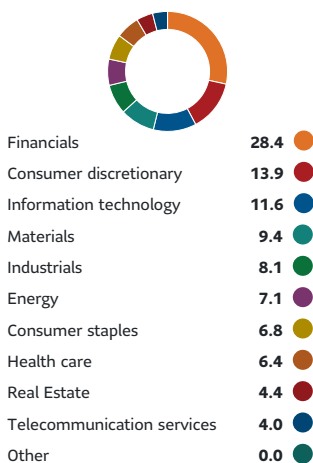
### Geographic allocation

% as of Jan 31, 2024



### Sector allocation

% as of Jan 31, 2024



### Fund essentials

CIFSC category **Geographic Equity**

Inception date **Apr 14, 1998**

Benchmark **MSCI India C\$ Index**

MER **2.33%**  
as of Jun 30, 2023

Management fee **1.85%**

Current Price **\$23.6998**  
as of Apr 11, 2024

Fund assets **\$166.2M**  
as of Mar 31, 2024

Number of holdings **53**  
as of Feb 29, 2024

Distribution frequency **Annually**

Min initial investment **\$250**

Min additional investment **\$50**

Risk profile **High**

Fund codes **ISC SUN L100 DSC SUN L200**  
**LSC SUN L300 ISC SUN L810**  
**DSC SUN L820 LSC SUN L830**

### Management Company

- SLGI Asset Management Inc.

### Sub-advisors

- Aditya Birla Sun Life Asset Management Company Pte. Ltd.

Market capitalization

% as of Jan 31, 2024

Giant	53.7
Large	39.7
Medium	6.6
Small	0.0
Micro	0.0

Risk & Statistics

as of Mar 31, 2024

Risk measures (3 years)	Funds
Annualized standard deviation	11.39
Alpha	4.64
Beta	0.4
R <sup>2</sup>	19.65
Upside capture	51
Downside capture	18
Sharpe Ratio %	0.66

Commissions, trailing commissions, management fees and expenses all may be associated with mutual fund investments. Please read the prospectus before investing. For periods greater than one year, the indicated rates of return are the historical annual compounded total returns as of the date indicated including changes in unit value and reinvestment of all distributions and do not take into account sales, redemption, distribution or optional charges or income taxes payable by any security holder that would have reduced returns. Mutual funds are not guaranteed, their values change frequently and past performance may not be repeated.

Compound growth calculations are used only for the purpose of illustrating the effects of compound growth and are not intended to reflect the future value of any mutual fund or returns on investment in any mutual fund.

The payment of distributions is not guaranteed and may fluctuate. The payment of distributions should not be confused with a fund’s performance, rate of return, or yield. Annual distributions paid as a result of capital gains realized by a fund and income and dividends earned by a fund are taxable in your hands in the year they are paid.

Top 10 Holdings (%)

% as of Jan 31, 2024

Infosys Ltd	7.1
Reliance Industries Ltd	7.0
ICICI Bank Ltd	5.8
HDFC Bank Ltd	4.0
Larsen & Toubro Ltd	3.1
Bharti Airtel Ltd	3.1
Sun Pharmaceuticals Industries Ltd	2.8
Samhi Hotels Ld	2.3
Bajaj Finance Ltd	2.3
Mahindra & Mahindra Ltd	2.2

For questions, contact the Client Services team:

Hours:  
**Monday to Friday, 8 a.m. – 8 p.m. ET**

Phone:  
**1-877-344-1434**

Fax:  
**1-855-329-7544**

Address:  
**SLGI Asset Management Inc., 1 York Street,  
Toronto, ON M5J 0B6**

Email:  
**info@sunlifeglobalinvestments.com**