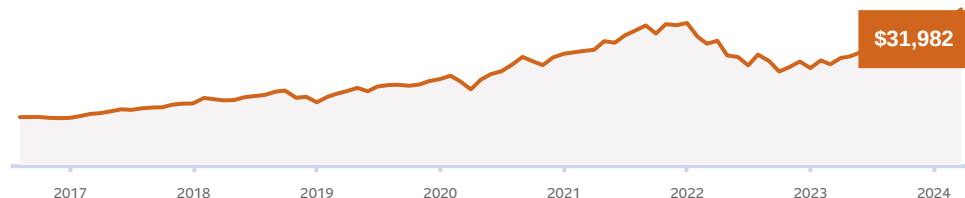


Key reasons to invest

- An actively managed U.S. equity fund with a tilt to large, innovative companies
- Invests in high-quality companies that generate above average, sustainable earnings growth
- Looks for businesses where stock values are not fully reflecting their long term growth prospects
- Applies a long-term, research-driven approach, focused on picking stocks across full market cycles

Investment growth of \$10,000

Compound returns

% as of Feb 29, 2024

| | 1 mth | 3 mth | 6 mth | 1 yr | 3 yr | 5 yr | 10 yr | Since inception |
|-------|-------|-------|-------|------|------|------|-------|-----------------|
| Funds | 8.9 | 17.7 | 20.7 | 48.4 | 9.5 | 15.9 | | 16.0 |

Calendar returns

% as of Feb 29, 2024

| | YTD | 2023 | 2022 | 2021 | 2020 | 2019 | 2018 | 2017 | 2016 | 2015 | 2014 |
|-------|------|------|-------|------|------|------|------|------|------|------|------|
| Funds | 13.8 | 35.4 | -31.5 | 27.4 | 28.9 | 36.4 | 2.0 | 29.7 | -1.4 | — | — |

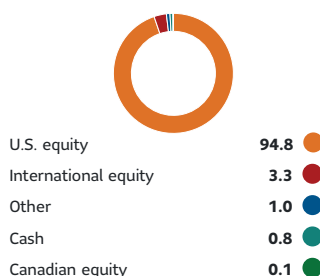
Distributions

\$/Security

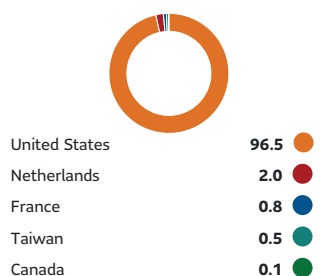
| | 2023 | 2022 | 2021 | 2020 | 2019 | 2018 | 2017 | 2016 | 2015 | 2014 |
|-------|------|------|------|------|------|------|------|------|------|------|
| Funds | | | | | 0.0 | 0.3 | 0.2 | 0.0 | | |

Asset allocation

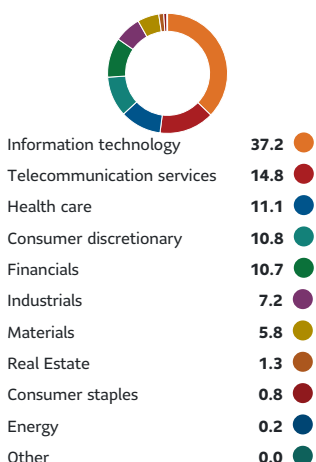
% as of Jan 31, 2024


Geographic allocation

% as of Jan 31, 2024


Sector allocation

% as of Jan 31, 2024


Fund essentials

 CIFSC category **US Equity**

 Inception date **Aug 4, 2016**

 Benchmark **Russell 1000 C\$**

 MER as of Jun 30, 2023 **0.17%**

 Management fee **0.80%**

 Current Price as of Mar 21, 2024 **\$30.4700**

 Fund assets as of Feb 29, 2024 **\$3.0B**

 Number of holdings as of Jan 31, 2024 **71**

 Distribution frequency **Annually**

 Min initial investment **\$500**

 Min additional investment **\$50**

 Risk profile **Medium**

 Fund codes **ISC SUN 01111**
Management Company

- SLGI Asset Management Inc.

Sub-advisors

- MFS Investment Management Canada Limited

Market capitalization

% as of Jan 31, 2024

| | |
|--------|------|
| Giant | 58.3 |
| Large | 26.3 |
| Medium | 15.4 |
| Small | 0.0 |
| Micro | 0.0 |

Risk & Statistics

as of Feb 29, 2024

| | |
|-------------------------------|-------|
| Risk measures (3 years) | Funds |
| Annualized standard deviation | 20.70 |
| Alpha | -5.52 |
| Beta | 1.35 |
| R ² | 88.97 |
| Upside capture | 126 |
| Downside capture | 160 |
| Sharpe Ratio % | 0.43 |

Commissions, trailing commissions, management fees and expenses all may be associated with mutual fund investments. Please read the prospectus before investing. For periods greater than one year, the indicated rates of return are the historical annual compounded total returns as of the date indicated including changes in unit value and reinvestment of all distributions and do not take into account sales, redemption, distribution or optional charges or income taxes payable by any security holder that would have reduced returns. Mutual funds are not guaranteed, their values change frequently and past performance may not be repeated.

Compound growth calculations are used only for the purpose of illustrating the effects of compound growth and are not intended to reflect the future value of any mutual fund or returns on investment in any mutual fund.

The payment of distributions is not guaranteed and may fluctuate. The payment of distributions should not be confused with a fund’s performance, rate of return, or yield. Annual distributions paid as a result of capital gains realized by a fund and income and dividends earned by a fund are taxable in your hands in the year they are paid.

Top 10 Holdings (%)

% as of Jan 31, 2024

| | |
|----------------------------|-----|
| Microsoft Corp | 9.6 |
| NVIDIA Corp | 7.5 |
| Amazon.com Inc | 6.6 |
| Alphabet Inc Class A | 6.2 |
| Apple Inc | 5.5 |
| Meta Platforms Inc Class A | 5.5 |
| Mastercard Inc Class A | 3.9 |
| Visa Inc Class A | 3.3 |
| Eli Lilly and Co | 2.7 |
| Cadence Design Systems Inc | 2.1 |

For questions, contact the Client Services team:

Hours:
Monday to Friday, 8 a.m. – 8 p.m. ET

Phone:
1-877-344-1434

Fax:
1-855-329-7544

Address:
**SLGI Asset Management Inc., 1 York Street,
Toronto, ON M5J 0B6**

Email:
info@sunlifeglobalinvestments.com

Sun Life Global Investments is a trade name of SLGI Asset Management Inc., Sun Life Assurance Company of Canada, and Sun Life Financial Trust Inc. SLGI Asset Management Inc. is the investment manager of the Sun Life Mutual Funds, Sun Life Granite Managed Solutions and Sun Life Private Investment Pools.