

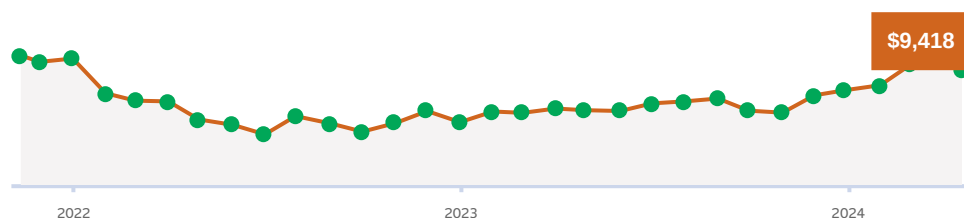
Sun Life MFS U.S. Mid Cap Growth Fund

Series A

Key reasons to invest

- An actively managed growth portfolio focused on high quality U.S mid-cap companies
- Seeks out high quality mid-cap companies that generate above average, sustainable earnings growth
- Research-driven, focuses on bottom-up stock selection and active risk management over full market cycles
- Leverages MFS' fully integrated global research platform to source ideas

Investment growth of \$10,000



Compound returns

% as of Mar 31, 2024

	1 mth	3 mth	6 mth	1 yr	3 yr	5 yr	10 yr	Since inception
Funds	1.5	13.1	24.3	23.0	—	—	—	-0.8

Calendar returns

% as of Mar 31, 2024

	YTD	2023	2022	2021	2020	2019	2018	2017	2016	2015	2014
Funds	13.1	16.4	-24.6	-1.1	—	—	—	—	—	—	—

Distributions

\$/Security

	2023	2022	2021	2020	2019	2018	2017	2016	2015	2014
Funds	0.0	0.0	0.0	0.0	0.0	0.0	0.0	0.0	0.0	0.0

Fund essentials

CIFSC category **US Equity**

Inception date **Nov 12, 2021**

Benchmark **Russell Midcap Index**

MER **2.26%**
as of Jun 30, 2023

Management fee **1.85%**

Current Price **\$9.4060**
as of Apr 17, 2024

Fund assets **\$18.7M**
as of Mar 31, 2024

Number of holdings **91**
as of Feb 29, 2024

Distribution frequency **Annually**

Min initial investment **\$500**

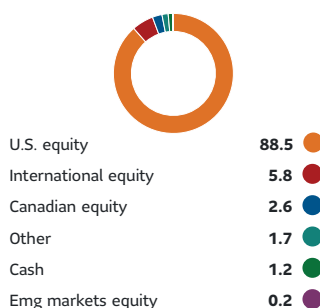
Min additional investment **\$50**

Risk profile **Medium**

Fund codes **ISC SUN 168 ISC SUN U168**

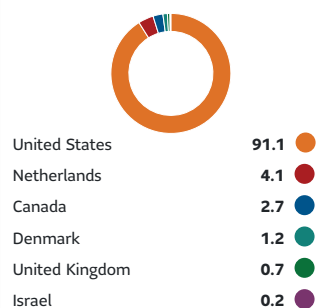
Asset allocation

% as of Feb 29, 2024



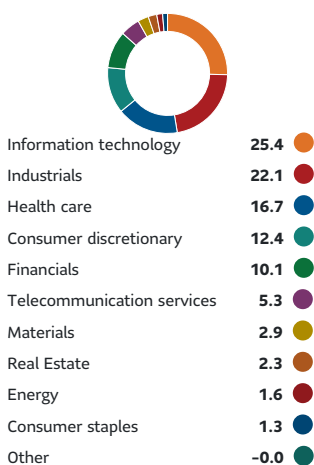
Geographic allocation

% as of Feb 29, 2024



Sector allocation

% as of Feb 29, 2024



Management Company

- SLGI Asset Management Inc.

Sub-advisors

- MFS Investment Management Canada Limited

Market capitalization

% as of Feb 29, 2024

Giant	1.8
Large	18.8
Medium	72.6
Small	6.7
Micro	0.1

Risk & Statistics

as of Mar 31, 2024

Risk measures (3 years)	Funds
-------------------------	-------

Commissions, trailing commissions, management fees and expenses all may be associated with mutual fund investments. Please read the prospectus before investing. For periods greater than one year, the indicated rates of return are the historical annual compounded total returns as of the date indicated including changes in unit value and reinvestment of all distributions and do not take into account sales, redemption, distribution or optional charges or income taxes payable by any security holder that would have reduced returns. Mutual funds are not guaranteed, their values change frequently and past performance may not be repeated.

Compound growth calculations are used only for the purpose of illustrating the effects of compound growth and are not intended to reflect the future value of any mutual fund or returns on investment in any mutual fund.

The payment of distributions is not guaranteed and may fluctuate. The payment of distributions should not be confused with a fund’s performance, rate of return, or yield. Annual distributions paid as a result of capital gains realized by a fund and income and dividends earned by a fund are taxable in your hands in the year they are paid.

Top 10 Holdings (%)

% as of Feb 29, 2024

Monolithic Power Systems Inc	3.5
Cadence Design Systems Inc	3.0
Vulcan Materials Co	2.6
AMETEK Inc	2.6
Howmet Aerospace Inc	2.3
MSCI Inc	2.3
Verisk Analytics Inc	2.2
Copart Inc	2.2
Gartner Inc	2.2
Synopsys Inc	2.2

For questions, contact the Client Services team:

Hours:
Monday to Friday, 8 a.m. – 8 p.m. ET

Phone:
1-877-344-1434

Fax:
1-855-329-7544

Address:
**SLGI Asset Management Inc., 1 York Street,
Toronto, ON M5J 0B6**

Email:
info@sunlifeglobalinvestments.com

Sun Life Global Investments is a trade name of SLGI Asset Management Inc., Sun Life Assurance Company of Canada, and Sun Life Financial Trust Inc. SLGI Asset Management Inc. is the investment manager of the Sun Life Mutual Funds, Sun Life Granite Managed Solutions and Sun Life Private Investment Pools.