

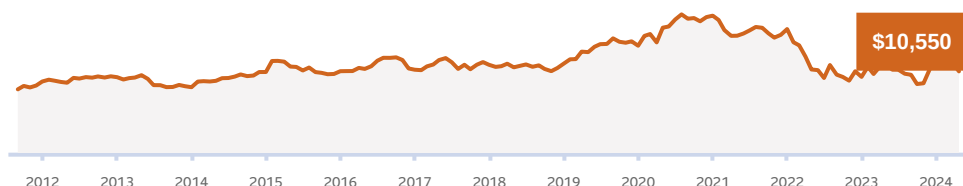
## Sun Life Multi-Strategy Bond Fund

## Series A

### Key reasons to invest

- A core Canadian bond solution diversified across multiple fixed income strategies, including Canadian Active Core, Canadian Passive Core and a small allocation to Global Active
- The portfolio manager strategically selects sub-advisors they believe are top managers in their respective categories
- Tactical adjustments allow the portfolio manager to manage risk and adapt to changing markets

### Investment growth of \$10,000



### Compound returns

% as of Mar 31, 2024

	1 mth	3 mth	6 mth	1 yr	3 yr	5 yr	10 yr	Since inception
Funds	-0.0	-1.9	5.8	0.5	-2.6	-0.7	0.5	0.6

### Calendar returns

% as of Mar 31, 2024

	YTD	2023	2022	2021	2020	2019	2018	2017	2016	2015	2014
Funds	-1.9	5.6	-12.3	-3.4	8.1	5.1	0.3	1.4	0.4	0.2	4.6

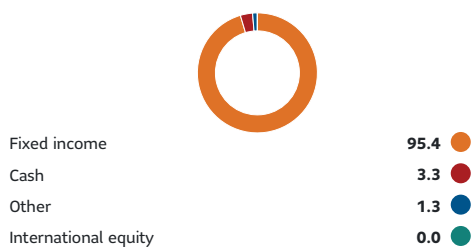
### Distributions

\$/Security

	2023	2022	2021	2020	2019	2018	2017	2016	2015	2014
Funds	0.2	0.2	0.1	0.2	0.1	0.2	0.1	0.2	0.1	0.1

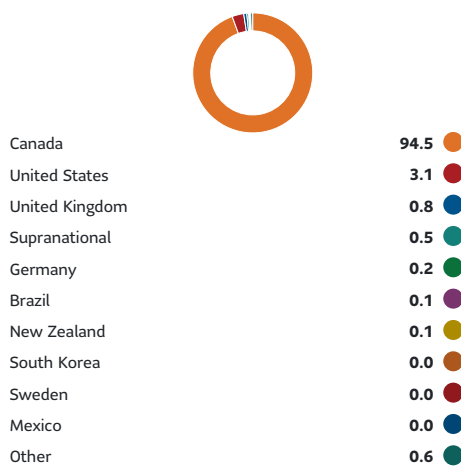
### Asset allocation

% as of Feb 29, 2024



### Geographic allocation

% as of Feb 29, 2024



### Fund essentials

CIFSC category **Canadian Fixed Income**

Inception date **Sep 1, 2011**

Benchmark **FTSE Canada Universe Bond Index**

MER **1.29%**  
as of Dec 31, 2023

Management fee **1.00%**

Current Price **\$8.6098**  
as of Apr 22, 2024

Fund assets **\$268.6M**  
as of Mar 31, 2024

Number of holdings **229**  
as of Feb 29, 2024

Distribution frequency **Monthly**

Min initial investment **\$500**

Min additional investment **\$50**

Risk profile **Low**

Fund codes **ISC SUN 122 DSC SUN 222**  
**LSC SUN 322**

### Management Company

- SLGI Asset Management Inc.

Credit mix		Fixed income Allocation		Top 10 Holdings (%)	
% as of Feb 29, 2024		% as of Feb 29, 2024		% as of Feb 29, 2024	
AAA	30.1	Government-Related	41.1	Sun Life BlackRock Cdn Univ Bond	43.1
AA	34.9	Corporate Bond	31.3	PH&N Bond Fund O	36.4
A	16.1	Government	23.2	Sun Life Wellington Oppc FxdInc PrivPl I	2.5
BBB	16.2	Cash & Equivalents	3.1	Canada (Government of) 1.75%	0.7
BB	0.7	Covered Bond	0.6	Province of British Columbia 2.2%	0.7
B	0.1	Agency Mortgage-Backed	0.3	Ontario (Province Of) 2.15%	0.5
Below B	0.0	Asset-Backed	0.2	Royal Bank of Canada	0.5
Not Rated	1.9	Convertible	0.1	Canada (Government of) 3.5%	0.4
		Bank Loan	0.0	Canada (Government of) 2%	0.4
		Commercial Mortgage-Backed	0.0	Quebec (Province Of) 1.9%	0.4
		Other	0.0		
<b>Risk &amp; Statistics</b>		<b>Fixed income characteristics</b>			
as of Mar 31, 2024		% as of Feb 29, 2024			
Risk measures (3 years)	Funds				
Annualized standard deviation	6.96				
Alpha	-0.74				
Beta	1.04	Yield to maturity	4.50%		
R <sup>2</sup>	99.17	Effective duration (years)	7.96		
Upside capture	99	Average maturity (years)	9.92		
Downside capture	108	Average credit quality	A		
Sharpe Ratio %	-0.71				

Commissions, trailing commissions, management fees and expenses all may be associated with mutual fund investments. Please read the prospectus before investing. For periods greater than one year, the indicated rates of return are the historical annual compounded total returns as of the date indicated including changes in unit value and reinvestment of all distributions and do not take into account sales, redemption, distribution or optional charges or income taxes payable by any security holder that would have reduced returns. Mutual funds are not guaranteed, their values change frequently and past performance may not be repeated.

Compound growth calculations are used only for the purpose of illustrating the effects of compound growth and are not intended to reflect the future value of any mutual fund or returns on investment in any mutual fund.

The payment of distributions is not guaranteed and may fluctuate. The payment of distributions should not be confused with a fund’s performance, rate of return, or yield. Annual distributions paid as a result of capital gains realized by a fund and income and dividends earned by a fund are taxable in your hands in the year they are paid.

For questions, contact the Client Services team:

Hours:  
**Monday to Friday, 8 a.m. – 8 p.m. ET**

Phone:  
**1-877-344-1434**

Fax:  
**1-855-329-7544**

Address:  
**SLGI Asset Management Inc., 1 York Street,  
 Toronto, ON M5J 0B6**

Email:  
**info@sunlifeglobalinvestments.com**