

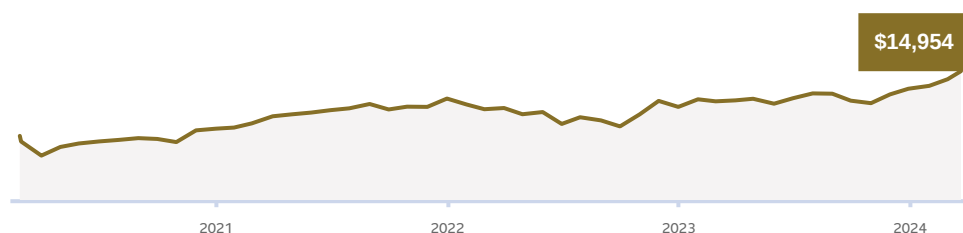
Sun Life KBI Global Dividend Private Pool

Series F

Key reasons to invest

- Core global dividend solution that seeks to achieve a blend of dividend income and capital appreciation by investing in dividend paying securities around the world
- Fundamental investment approach focused on adding value primarily through stock selection while diversifying the portfolio across all regions and sectors
- Invests in high quality companies with an environmental, social & governance (ESG) framework as part of the investment process

Investment growth of \$10,000



Compound returns

% as of Feb 29, 2024

	1 mth	3 mth	6 mth	1 yr	3 yr	5 yr	10 yr	Since inception
Funds	3.7	8.8	8.4	13.4	9.4	—	—	9.3

Calendar returns

% as of Feb 29, 2024

	YTD	2023	2022	2021	2020	2019	2018	2017	2016	2015	2014
Funds	5.4	11.4	-5.0	21.9	5.1	—	—	—	—	—	—

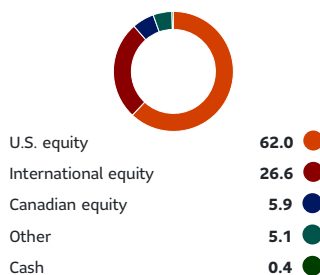
Distributions

\$/Security

	2023	2022	2021	2020	2019	2018	2017	2016	2015	2014
Funds	0.4	0.4	0.4	0.3	—	—	—	—	—	—

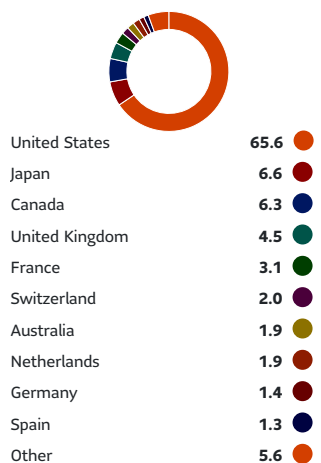
Asset allocation

% as of Jan 31, 2024



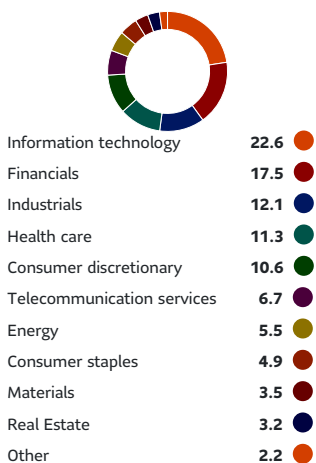
Geographic allocation

% as of Jan 31, 2024



Sector allocation

% as of Jan 31, 2024



Fund essentials

CIFSC category **Global Equity**

Inception date **Feb 26, 2020**

Benchmark **MSCI World C\$**

MER **1.01%**
as of Jun 30, 2023

Management fee **0.75%**

Current Price **\$12.8523**
as of Mar 21, 2024

Fund assets **\$202.3M**
as of Feb 29, 2024

Number of holdings **184**
as of Jan 31, 2024

Distribution frequency **Monthly**

Min initial investment **\$500**

Min additional investment **\$50**

Risk profile **Medium**

Fund codes **NL SUN 465**

Management Company

- SLGI Asset Management Inc.

Sub-advisors

- KBI Global Investors (North America) Ltd.

Market capitalization

% as of Jan 31, 2024

Giant	16.5
Large	39.7
Medium	42.4
Small	1.3
Micro	0.0

Risk & Statistics

as of Feb 29, 2024

Risk measures (3 years)	Funds
Annualized standard deviation	12.97
Alpha	0.66
Beta	0.95
R ²	85.38
Upside capture	97
Downside capture	94
Sharpe Ratio %	0.57

Commissions, trailing commissions, management fees and expenses all may be associated with mutual fund investments. Please read the prospectus before investing. For periods greater than one year, the indicated rates of return are the historical annual compounded total returns as of the date indicated including changes in unit value and reinvestment of all distributions and do not take into account sales, redemption, distribution or optional charges or income taxes payable by any security holder that would have reduced returns. Mutual funds are not guaranteed, their values change frequently and past performance may not be repeated.

Compound growth calculations are used only for the purpose of illustrating the effects of compound growth and are not intended to reflect the future value of any mutual fund or returns on investment in any mutual fund.

The payment of distributions is not guaranteed and may fluctuate. The payment of distributions should not be confused with a fund’s performance, rate of return, or yield. Annual distributions paid as a result of capital gains realized by a fund and income and dividends earned by a fund are taxable in your hands in the year they are paid.

Top 10 Holdings (%)

% as of Jan 31, 2024

Microsoft Corp	2.7
Accenture PLC Class A	2.2
Lam Research Corp	2.0
Cisco Systems Inc	2.0
Cognizant Technology Solutions Corp Class A	1.9
Marathon Petroleum Corp	1.8
Omnicom Group Inc	1.8
The Interpublic Group of Companies Inc	1.8
Manulife Financial Corp	1.8
The Cigna Group	1.8

For questions, contact the Client Services team:

Hours:
Monday to Friday, 8 a.m. – 8 p.m. ET

Phone:
1-877-344-1434

Fax:
1-855-329-7544

Address:
**SLGI Asset Management Inc., 1 York Street,
Toronto, ON M5J 0B6**

Email:
info@sunlifeglobalinvestments.com

Sun Life Global Investments is a trade name of SLGI Asset Management Inc., Sun Life Assurance Company of Canada, and Sun Life Financial Trust Inc. SLGI Asset Management Inc. is the investment manager of the Sun Life Mutual Funds, Sun Life Granite Managed Solutions and Sun Life Private Investment Pools.