

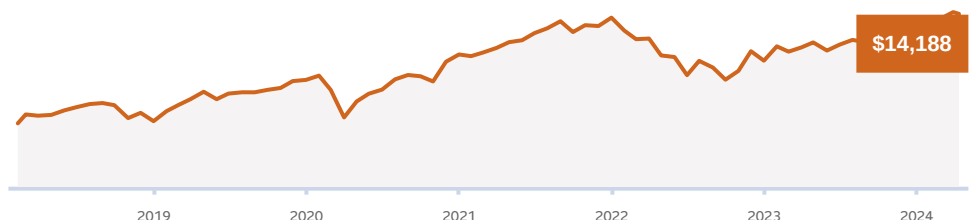
Sun Life Granite Balanced Growth Portfolio

Series F8

Key reasons to invest

- An actively managed portfolio diversified by a broad range of asset classes, geographies, investment styles and managers
- Designed for capital growth and income by investing in a strategic mix of 70% equity and 30% fixed income funds, with an emphasis towards equity
- Tactical adjustments allow the portfolio manager to adapt to changing market conditions

Investment growth of \$10,000



Compound returns

% as of Mar 31, 2024

	1 mth	3 mth	6 mth	1 yr	3 yr	5 yr	10 yr	Since inception
Funds	1.7	5.0	13.1	10.5	3.4	5.5		6.0

Calendar returns

% as of Mar 31, 2024

	YTD	2023	2022	2021	2020	2019	2018	2017	2016	2015	2014
Funds	5.0	9.5	-11.7	11.2	8.3	15.7	1.0	—	—	—	—

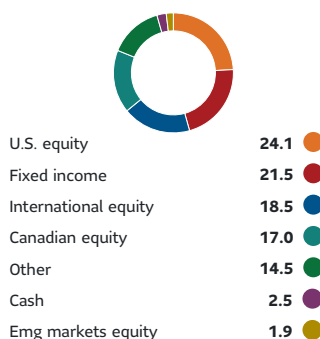
Distributions

\$/Security

	2023	2022	2021	2020	2019	2018	2017	2016	2015	2014
Funds	1.2	1.3	1.6	1.3	1.1	1.7				

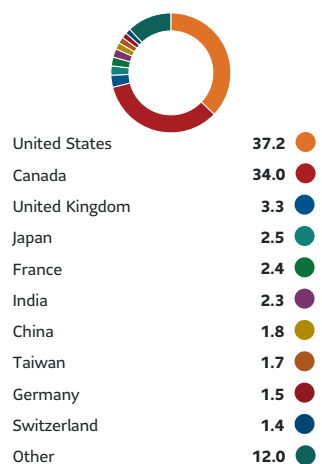
Asset allocation

% as of Jan 31, 2024



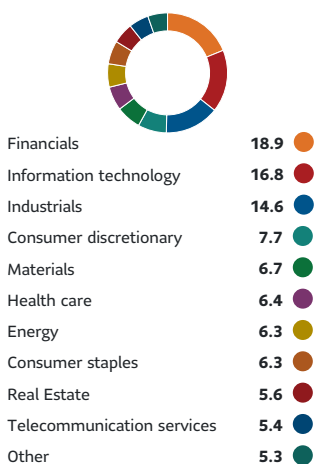
Geographic allocation

% as of Jan 31, 2024



Sector allocation

% as of Jan 31, 2024



Fund essentials

CIFSC category **Global Equity Balanced**

Inception date **Feb 9, 2018**

Benchmark **Blended benchmark ¹**

MER **1.13%**
as of Jun 30, 2023

Management fee **0.80%**

Current Price **\$11.3186**
as of Apr 11, 2024

Fund assets **\$1.7B**
as of Mar 31, 2024

Number of holdings **27**
as of Feb 29, 2024

Distribution frequency **Monthly**

Min initial investment **\$500**

Min additional investment **\$50**

Risk profile **Low to medium**

Fund codes **NL SUN F8450**

¹ 2.5% FTSE Canada 91 Day T-Bill Index, 13.9% FTSE Canada Universe Bond Index, 13.6% Bloomberg Barclays Global Aggregate Bond Index Hedged C\$, 17.5% S&P/TSX Capped Composite Index, 52.2% MSCI AC World Index C\$

Management Company

- SLGI Asset Management Inc.

Credit mix	
% as of Jan 31, 2024	
AAA	17.0
AA	34.2
A	12.7
BBB	17.8
BB	7.5
B	4.1
Below B	1.2
Not Rated	5.6

Risk & Statistics	
as of Mar 31, 2024	
Risk measures (3 years)	Funds
Annualized standard deviation	10.23
Alpha	-2.86
Beta	0.98
R ²	98.69
Upside capture	89
Downside capture	107
Sharpe Ratio %	0.15

Fixed income Allocation	
% as of Jan 31, 2024	
Government	29.6
Corporate Bond	26.7
Government-Related	19.4
Cash & Equivalents	9.4
Agency Mortgage-Backed	6.6
Asset-Backed	3.5
Commercial Mortgage-Backed	2.2
Bank Loan	1.5
Covered Bond	0.4
Convertible	0.3
Other	0.3

Fixed income characteristics	
% as of Jan 31, 2024	
Yield to maturity	7.09%
Effective duration (years)	6.28
Average maturity (years)	11.41
Average credit quality	A

Top 10 Holdings (%)	
% as of Jan 31, 2024	
iShares Core S&P 500 ETF	11.8
Sunlife Granite Tactical Completion Fd I	8.5
Sun Life BlackRock Cdn Composite Equity	7.7
Sun Life Real Assets Private Pool I	7.3
PH&N Bond Fund O	6.3
Sun Life Schroder Emerging Markets I	5.3
Sun Life US Core Fixed Inc I	5.2
Sunlife Blackrock Cdn Universe Bond I	4.6
Beutel Goodman Canadian Equity Class I	4.4
Sun Life MFS Canadian Equity I	4.4

Commissions, trailing commissions, management fees and expenses all may be associated with mutual fund investments. Please read the prospectus before investing. For periods greater than one year, the indicated rates of return are the historical annual compounded total returns as of the date indicated including changes in unit value and reinvestment of all distributions and do not take into account sales, redemption, distribution or optional charges or income taxes payable by any security holder that would have reduced returns. Mutual funds are not guaranteed, their values change frequently and past performance may not be repeated.

Compound growth calculations are used only for the purpose of illustrating the effects of compound growth and are not intended to reflect the future value of any mutual fund or returns on investment in any mutual fund.

The payment of distributions is not guaranteed and may fluctuate. The payment of distributions should not be confused with a fund’s performance, rate of return, or yield. Annual distributions paid as a result of capital gains realized by a fund and income and dividends earned by a fund are taxable in your hands in the year they are paid.

For questions, contact the Client Services team:

Hours:
Monday to Friday, 8 a.m. – 8 p.m. ET

Phone:
1-877-344-1434

Fax:
1-855-329-7544

Address:
**SLGI Asset Management Inc., 1 York Street,
 Toronto, ON M5J 0B6**

Email:
info@sunlifeglobalinvestments.com