

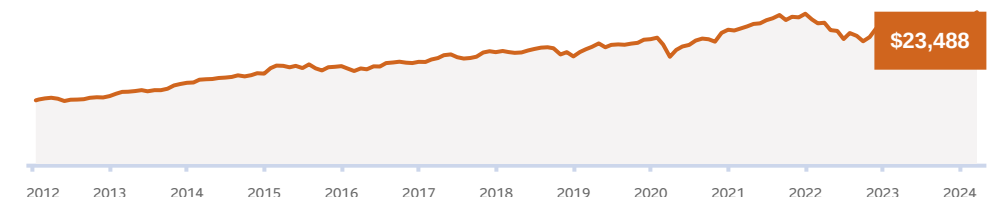
Sun Life Granite Growth Portfolio

Series A

Key reasons to invest

- An actively managed portfolio diversified by a broad range of asset classes, geographies, investment styles and managers
- Designed for capital growth by investing in a strategic mix of 80% equity funds and, to a lesser extent, 20% fixed income funds
- Tactical adjustments allow the portfolio manager to adapt to changing market conditions

Investment growth of \$10,000



Compound returns

% as of Feb 29, 2024

	1 mth	3 mth	6 mth	1 yr	3 yr	5 yr	10 yr	Since inception
Funds	3.5	6.6	7.0	9.8	3.1	5.2	5.7	7.1

Calendar returns

% as of Feb 29, 2024

	YTD	2023	2022	2021	2020	2019	2018	2017	2016	2015	2014
Funds	3.8	8.9	-12.7	11.8	7.4	15.8	-3.8	9.3	4.3	8.1	11.1

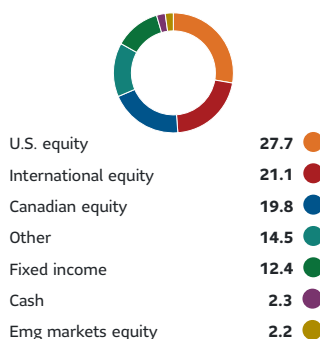
Distributions

\$/Security

	2023	2022	2021	2020	2019	2018	2017	2016	2015	2014
Funds	0.4	0.3	0.6	0.1	0.2	0.7	0.4	0.4	0.6	0.9

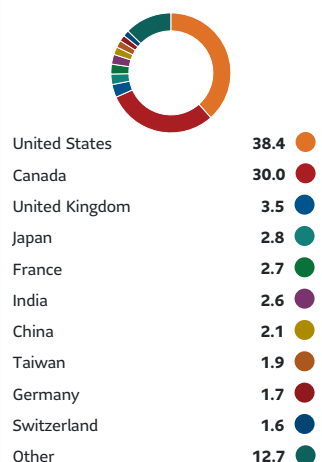
Asset allocation

% as of Jan 31, 2024



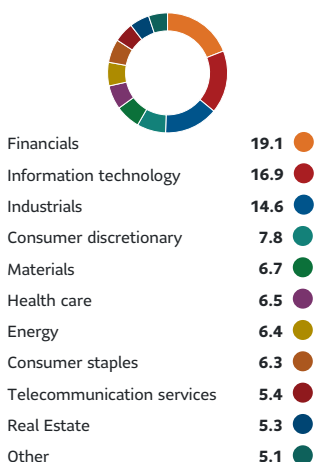
Geographic allocation

% as of Jan 31, 2024



Sector allocation

% as of Jan 31, 2024



Fund essentials

CIFSC category **Global Equity Balanced**

Inception date **Jan 17, 2012**

Benchmark **Blended benchmark ¹**

MER **2.30%**
as of Jun 30, 2023

Management fee **1.85%**

Current Price **\$15.6643**
as of Mar 21, 2024

Fund assets **\$1.5B**
as of Feb 29, 2024

Number of holdings **27**
as of Jan 31, 2024

Distribution frequency **Annually**

Min initial investment **\$500**

Min additional investment **\$50**

Risk profile **Low to medium**

Fund codes **ISC SUN 153 DSC SUN 253**
LSC SUN 353

¹ 2.5% FTSE Canada 91 Day T-Bill Index, 7.4% FTSE Canada Universe Bond Index, 10.1% Bloomberg Barclays Global Aggregate Bond Index Hedged C\$, 20.2% S&P/TSX Capped Composite Index, 59.9% MSCI AC World Index C\$

Management Company

- SLGI Asset Management Inc.

Credit mix		Fixed income Allocation		Top 10 Holdings (%)		
% as of Jan 31, 2024		% as of Jan 31, 2024		% as of Jan 31, 2024		
AAA	12.4	Government	32.5	iShares Core S&P 500 ETF	13.7	
AA	32.7	Corporate Bond	25.2	Sun Life BlackRock Cdn Composite Equity	9.0	
A	11.2	Government-Related	14.2	Sunlife Granite Tactical Completion Fd I	8.5	
BBB	17.8	Cash & Equivalents	13.5	Sun Life Real Assets Private Pool I	7.8	
BB	11.4	Agency Mortgage-Backed	6.2	Sun Life Schroder Emerging Markets I	6.0	
B	6.5	Asset-Backed	3.2	Beutel Goodman Canadian Equity Class I	5.1	
Below B	1.8	Bank Loan	2.3	Sun Life MFS Canadian Equity I	5.1	
Not Rated	6.1	Commercial Mortgage-Backed	2.0	Sun Life JPMorgan International Eq I	4.9	
Risk & Statistics	Funds	Convertible	0.3	Sun Life Acadian International Eq I	4.6	
		Covered Bond	0.2	Sun Life MFS Intl Opportunities I	4.5	
		Other	0.3			
Annualized standard deviation		Fixed income characteristics				
Alpha		% as of Jan 31, 2024				
Beta		Yield to maturity	7.19%			
R ²		Effective duration (years)	6.14			
Upside capture		Average maturity (years)	10.99			
Downside capture		Average credit quality	A			
Sharpe Ratio %						

Commissions, trailing commissions, management fees and expenses all may be associated with mutual fund investments. Please read the prospectus before investing. For periods greater than one year, the indicated rates of return are the historical annual compounded total returns as of the date indicated including changes in unit value and reinvestment of all distributions and do not take into account sales, redemption, distribution or optional charges or income taxes payable by any security holder that would have reduced returns. Mutual funds are not guaranteed, their values change frequently and past performance may not be repeated.

Compound growth calculations are used only for the purpose of illustrating the effects of compound growth and are not intended to reflect the future value of any mutual fund or returns on investment in any mutual fund.

The payment of distributions is not guaranteed and may fluctuate. The payment of distributions should not be confused with a fund’s performance, rate of return, or yield. Annual distributions paid as a result of capital gains realized by a fund and income and dividends earned by a fund are taxable in your hands in the year they are paid.

For questions, contact the Client Services team:

Hours:
Monday to Friday, 8 a.m. – 8 p.m. ET

Phone:
1-877-344-1434

Fax:
1-855-329-7544

Address:
**SLGI Asset Management Inc., 1 York Street,
 Toronto, ON M5J 0B6**

Email:
info@sunlifeglobalinvestments.com