

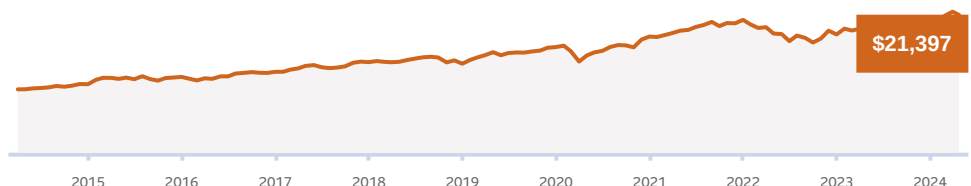
## Sun Life Granite Growth Portfolio

Series 0

### Key reasons to invest

- An actively managed portfolio diversified by a broad range of asset classes, geographies, investment styles and managers
- Designed for capital growth by investing in a strategic mix of 80% equity funds and, to a lesser extent, 20% fixed income funds
- Tactical adjustments allow the portfolio manager to adapt to changing market conditions

### Investment growth of \$10,000



### Compound returns

% as of Mar 31, 2024

	1 mth	3 mth	6 mth	1 yr	3 yr	5 yr	10 yr	Since inception
Funds	2.6	6.9	15.4	13.6	5.5	7.5		8.2

### Calendar returns

% as of Mar 31, 2024

	YTD	2023	2022	2021	2020	2019	2018	2017	2016	2015	2014
Funds	6.9	11.2	-10.8	14.1	9.8	18.3	-1.7	11.6	6.5	10.4	8.2

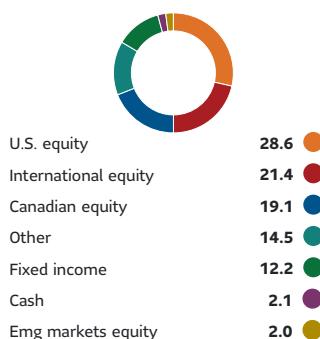
### Distributions

\$/Security

	2023	2022	2021	2020	2019	2018	2017	2016	2015	2014
Funds	0.6	0.5	0.7	0.3	0.4	0.8	0.5	0.5	0.7	0.9

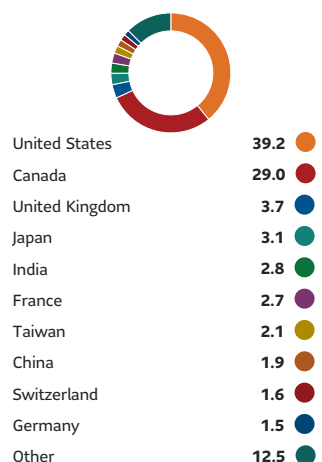
### Asset allocation

% as of Feb 29, 2024



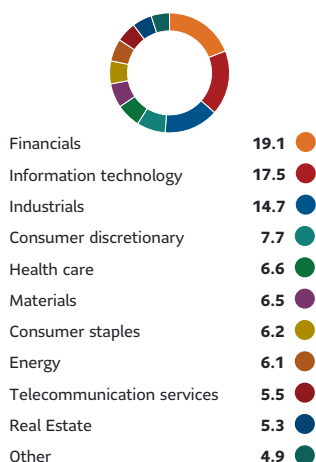
### Geographic allocation

% as of Feb 29, 2024



### Sector allocation

% as of Feb 29, 2024



### Fund essentials

CIFSC category **Global Equity Balanced**

Inception date **Apr 1, 2014**

Benchmark **Blended benchmark <sup>1</sup>**

MER as of Dec 31, 2023 **0.21%**

Management fee **0.85%**

Current Price as of Apr 22, 2024 **\$12.6769**

Fund assets as of Mar 31, 2024 **\$1.5B**

Number of holdings as of Feb 29, 2024 **27**

Distribution frequency **Annually**

Min initial investment **\$500**

Min additional investment **\$50**

Risk profile  Low to medium

Fund codes **ISC SUN 0153**

<sup>1</sup> 2.5% FTSE Canada 91 Day T-Bill Index, 7.4% FTSE Canada Universe Bond Index, 10.1% Bloomberg Barclays Global Aggregate Bond Index Hedged C\$, 20.2% S&P/TSX Capped Composite Index, 59.9% MSCI AC World Index C\$

### Management Company

- SLGI Asset Management Inc.

Credit mix		Fixed income Allocation		Top 10 Holdings (%)	
% as of Feb 29, 2024		% as of Feb 29, 2024		% as of Feb 29, 2024	
AAA	11.8	Government	34.8	iShares Core S&P 500 ETF	13.9
AA	33.4	Corporate Bond	26.4	Sun Life BlackRock Cdn Composite Equity	8.9
A	11.6	Government-Related	14.6	Sunlife Granite Tactical Completion Fd I	8.5
BBB	18.2	Cash & Equivalents	9.7	Sun Life Real Assets Private Pool I	7.9
BB	10.9	Agency Mortgage-Backed	5.9	Sun Life Schroder Emerging Markets I	5.9
B	7.0	Asset-Backed	3.4	Sun Life MFS Canadian Equity I	5.0
Below B	2.0	Bank Loan	2.5	Beutel Goodman Canadian Equity Class I	5.0
Not Rated	5.1	Commercial Mortgage-Backed	1.8	Sun Life JPMorgan International Eq I	5.0
Risk & Statistics	as of Mar 31, 2024	Convertible	0.3	Sun Life Acadian International Eq I	4.6
		Covered Bond	0.3	Sun Life MFS Intl Opportunities I	4.5
		Other	0.3		
		Fixed income characteristics			
		% as of Feb 29, 2024			
Risk measures (3 years)	Funds	Yield to maturity	6.18%		
Annualized standard deviation	10.93	Effective duration (years)	6.68		
Alpha	-1.3	Average maturity (years)	11.08		
Beta	1.05	Average credit quality	A		
R <sup>2</sup>	98.97				
Upside capture	101				
Downside capture	110				
Sharpe Ratio %	0.31				

Commissions, trailing commissions, management fees and expenses all may be associated with mutual fund investments. Please read the prospectus before investing. For periods greater than one year, the indicated rates of return are the historical annual compounded total returns as of the date indicated including changes in unit value and reinvestment of all distributions and do not take into account sales, redemption, distribution or optional charges or income taxes payable by any security holder that would have reduced returns. Mutual funds are not guaranteed, their values change frequently and past performance may not be repeated.

Compound growth calculations are used only for the purpose of illustrating the effects of compound growth and are not intended to reflect the future value of any mutual fund or returns on investment in any mutual fund.

The payment of distributions is not guaranteed and may fluctuate. The payment of distributions should not be confused with a fund’s performance, rate of return, or yield. Annual distributions paid as a result of capital gains realized by a fund and income and dividends earned by a fund are taxable in your hands in the year they are paid.

For questions, contact the Client Services team:

Hours:  
**Monday to Friday, 8 a.m. – 8 p.m. ET**

Phone:  
**1-877-344-1434**

Fax:  
**1-855-329-7544**

Address:  
**SLGI Asset Management Inc., 1 York Street,  
 Toronto, ON M5J 0B6**

Email:  
**info@sunlifeglobalinvestments.com**