

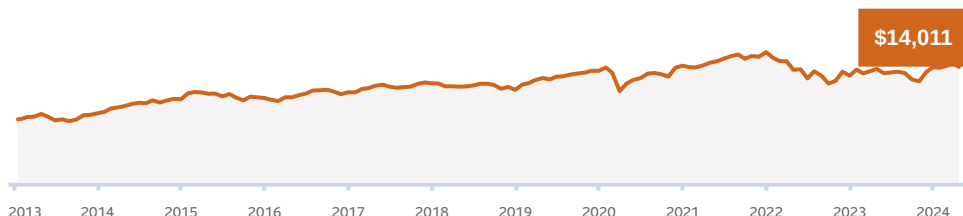
Sun Life Granite Income Portfolio

Series A

Key reasons to invest

- Designed for a consistent level of income through a strategic mix of income-focused and equity mutual funds
- Invests in a diversified mix of 60% fixed income and 40% equity mutual funds, including exchange-traded funds, and other income producing securities
- Ideal for regular income through monthly distributions

Investment growth of \$10,000



Compound returns

% as of Mar 31, 2024

	1 mth	3 mth	6 mth	1 yr	3 yr	5 yr	10 yr	Since inception
Funds	1.3	2.1	9.3	4.3	0.3	1.9	2.7	3.2

Calendar returns

% as of Mar 31, 2024

	YTD	2023	2022	2021	2020	2019	2018	2017	2016	2015	2014
Funds	2.1	4.8	-11.9	7.4	2.9	11.9	-4.0	5.7	3.8	0.8	10.2

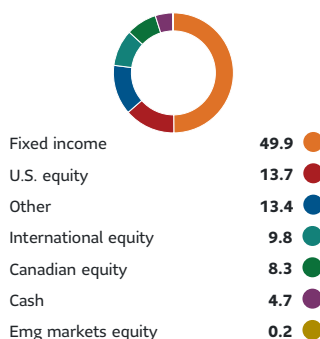
Distributions

\$/Security

	2023	2022	2021	2020	2019	2018	2017	2016	2015	2014
Funds	0.4	0.4	0.7	0.5	0.5	0.5	0.6	0.5	0.5	0.5

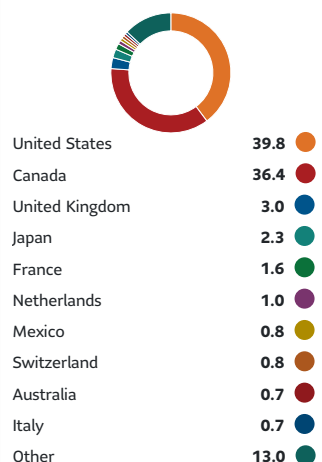
Asset allocation

% as of Feb 29, 2024



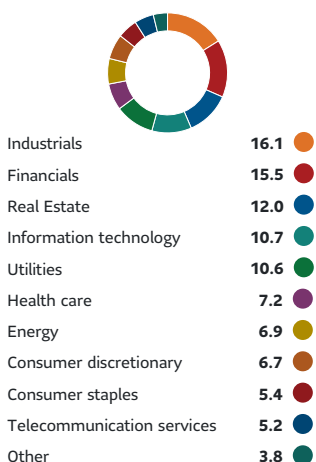
Geographic allocation

% as of Feb 29, 2024



Sector allocation

% as of Feb 29, 2024



Fund essentials

CIFSC category **Tactical Balanced**

Inception date **Jan 17, 2013**

Benchmark **Blended benchmark ¹**

MER **1.88%**
as of Dec 31, 2023

Management fee **1.45%**

Current Price **\$7.9057**
as of Apr 22, 2024

Fund assets **\$120.5M**
as of Mar 31, 2024

Number of holdings **16**
as of Feb 29, 2024

Distribution frequency **Monthly**

Min initial investment **\$500**

Min additional investment **\$50**

Risk profile  Low to medium

Fund codes **ISC SUN 175 DSC SUN 275**
LSC SUN 375

¹ 2.5% FTSE Canada 91 Day Treasury Bill Index, 27.5% FTSE Canada Universe Bond Index, 30.0% Bloomberg Barclays Multiverse Index Hedged C\$, 10.4% S&P/TSX Composite Index, 29.6% MSCI World Index C\$

Management Company

- SLGI Asset Management Inc.

Credit mix		Fixed income Allocation		Top 10 Holdings (%)	
% as of Feb 29, 2024		% as of Feb 29, 2024		% as of Feb 29, 2024	
AAA	12.9	Corporate Bond	38.1	Sun Life MFS Canadian Bond I	17.1
AA	25.8	Government	33.7	iShares Core US Aggregate Bond ETF	11.1
A	12.6	Government-Related	11.0	Dynamic Equity Income Series O	10.3
BBB	22.2	Cash & Equivalents	6.8	Sun Life Nuveen Flexible Income I	9.0
BB	13.4	Agency Mortgage-Backed	5.3	Sun Life Real Assets Private Pool I	9.0
B	6.7	Preferred Stock	3.1	RBC Emerging Markets Bd (CAD Hedged) O	8.9
Below B	1.3	Asset-Backed	1.4	Sun Life KBI Global Dividend Priv Pl F	8.9
Not Rated	5.1	Municipal Taxable	0.2	Sun Life Risk Managed U.S. Equity I	8.3
		Non-agency Residential Mortgage-Backed	0.1	RBC High Yield Bond Fund O	5.4
		Commercial Mortgage-Backed	0.1	Sun Life MFS Low Vol Intl Equity I	3.4
		Other	0.1		
Risk & Statistics		Fixed income characteristics			
as of Mar 31, 2024		% as of Feb 29, 2024			
Risk measures (3 years)	Funds				
Annualized standard deviation	9.04	Yield to maturity	6.29%		
Alpha	-3.6	Effective duration (years)	6.66		
Beta	1.04	Average maturity (years)	11.37		
R ²	95.80	Average credit quality	A		
Upside capture	86				
Downside capture	115				
Sharpe Ratio %	-0.20				

Commissions, trailing commissions, management fees and expenses all may be associated with mutual fund investments. Please read the prospectus before investing. For periods greater than one year, the indicated rates of return are the historical annual compounded total returns as of the date indicated including changes in unit value and reinvestment of all distributions and do not take into account sales, redemption, distribution or optional charges or income taxes payable by any security holder that would have reduced returns. Mutual funds are not guaranteed, their values change frequently and past performance may not be repeated.

Compound growth calculations are used only for the purpose of illustrating the effects of compound growth and are not intended to reflect the future value of any mutual fund or returns on investment in any mutual fund.

The payment of distributions is not guaranteed and may fluctuate. The payment of distributions should not be confused with a fund’s performance, rate of return, or yield. Annual distributions paid as a result of capital gains realized by a fund and income and dividends earned by a fund are taxable in your hands in the year they are paid.

For questions, contact the Client Services team:

Hours:
Monday to Friday, 8 a.m. – 8 p.m. ET

Phone:
1-877-344-1434

Fax:
1-855-329-7544

Address:
**SLGI Asset Management Inc., 1 York Street,
 Toronto, ON M5J 0B6**

Email:
info@sunlifeglobalinvestments.com