

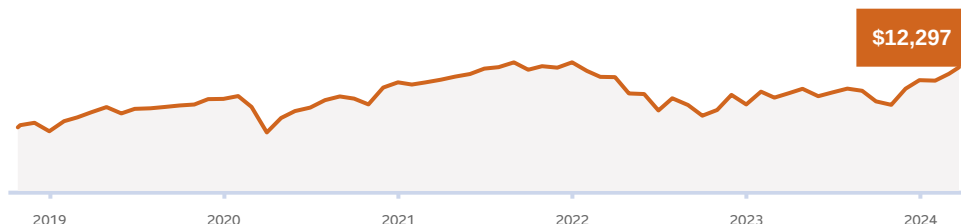
Sun Life Tactical Balanced ETF Portfolio

Series A

Key reasons to invest

- Access an all-in-one, managed portfolio that invests primarily in exchange traded funds (ETFs)
- Designed for capital growth and income (with a tilt to growth), through a strategic mix of 60% equity and 40% fixed income investments
- Professionally diversified across a broad range of asset classes, geographies and ETF managers
- Tactical adjustments allow the portfolio manager to manage risk and adapt to changing markets

Investment growth of \$10,000



Compound returns

% as of Feb 29, 2024

	1 mth	3 mth	6 mth	1 yr	3 yr	5 yr	10 yr	Since inception
Funds	2.2	5.0	5.7	8.2	0.9	3.0		3.4

Calendar returns

% as of Feb 29, 2024

	YTD	2023	2022	2021	2020	2019	2018	2017	2016	2015	2014
Funds	2.1	8.5	-12.9	6.5	5.7	12.6	-2.0	—	—	—	—

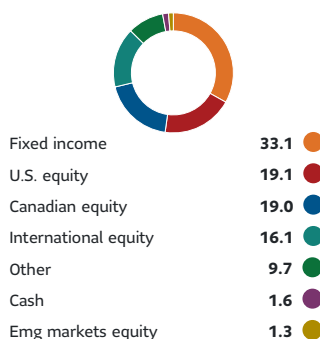
Distributions

\$/Security

	2023	2022	2021	2020	2019	2018	2017	2016	2015	2014
Funds	0.1	0.1	0.4	0.3	0.1	0.1				

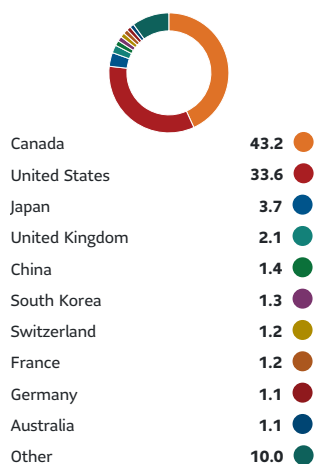
Asset allocation

% as of Jan 31, 2024



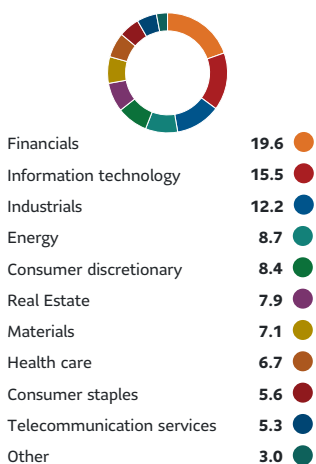
Geographic allocation

% as of Jan 31, 2024



Sector allocation

% as of Jan 31, 2024



Fund essentials

CIFSC category **Global Neutral Balanced**

Inception date **Oct 26, 2018**

Benchmark **Blended benchmark ¹**

MER as of Jun 30, 2023 **1.86%**

Management fee **1.50%**

Current Price as of Mar 21, 2024 **\$11.0915**

Fund assets as of Feb 29, 2024 **\$103.3M**

Number of holdings as of Jan 31, 2024 **21**

Distribution frequency **Annually**

Min initial investment **\$500**

Min additional investment **\$50**

Risk profile **Low to medium**

Fund codes **ISC SUN 7100**

¹ 2.5% FTSE Canada 91 Day T-Bill Index, 21.5% FTSE Canada Universe Bond Index, 16.0% Barclays Global Aggregate C\$ hedged index, 19.0% S&P/TSX Capped Composite Index, 41.0% MSCI World Index

Management Company

- SLGI Asset Management Inc.

Credit mix		Fixed income Allocation		Top 10 Holdings (%)	
% as of Jan 31, 2024		% as of Jan 31, 2024		% as of Jan 31, 2024	
AAA	24.5	Corporate Bond	33.3	Sun Life BlackRock Cdn Univ Bond	19.6
AA	34.7	Government	30.7	Sun Life BlackRock Cdn Composite Equity	17.8
A	12.6	Government-Related	26.5	iShares Core S&P 500 ETF	15.6
BBB	13.6	Cash & Equivalents	4.7	SPDR® Portfolio Developed Wld ex-US ETF	12.1
BB	8.8	Agency Mortgage-Backed	4.2	Sunlife Granite Tactical Completion Fd I	8.8
B	1.6	Asset-Backed	0.2	iShares Core US Aggregate Bond ETF	5.4
Below B	0.7	Future/Forward	0.1	iShares Core MSCI Emerging Markets ETF	4.7
Not Rated	3.6	Commercial Mortgage-Backed	0.1	VanEck Fallen Angel HiYld Bd ETF	3.1
		Municipal Taxable	0.1	Vanguard Emerging Mkts Govt Bd ETF	2.1
		Covered Bond	0.1	Vanguard Small-Cap ETF	1.9
		Other	0.0		
Risk & Statistics		Fixed income characteristics			
as of Feb 29, 2024		% as of Jan 31, 2024			
Risk measures (3 years)	Funds				
Annualized standard deviation	9.56	Yield to maturity	5.08%		
Alpha	-2.86	Effective duration (years)	6.56		
Beta	1.11	Average maturity (years)	10.36		
R ²	97.96	Average credit quality	AA		
Upside capture	96				
Downside capture	121				
Sharpe Ratio %	-0.12				

Commissions, trailing commissions, management fees and expenses all may be associated with mutual fund investments. Please read the prospectus before investing. For periods greater than one year, the indicated rates of return are the historical annual compounded total returns as of the date indicated including changes in unit value and reinvestment of all distributions and do not take into account sales, redemption, distribution or optional charges or income taxes payable by any security holder that would have reduced returns. Mutual funds are not guaranteed, their values change frequently and past performance may not be repeated.

Compound growth calculations are used only for the purpose of illustrating the effects of compound growth and are not intended to reflect the future value of any mutual fund or returns on investment in any mutual fund.

The payment of distributions is not guaranteed and may fluctuate. The payment of distributions should not be confused with a fund’s performance, rate of return, or yield. Annual distributions paid as a result of capital gains realized by a fund and income and dividends earned by a fund are taxable in your hands in the year they are paid.

For questions, contact the Client Services team:

Hours:
Monday to Friday, 8 a.m. – 8 p.m. ET

Phone:
1-877-344-1434

Fax:
1-855-329-7544

Address:
**SLGI Asset Management Inc., 1 York Street,
 Toronto, ON M5J 0B6**

Email:
info@sunlifeglobalinvestments.com