

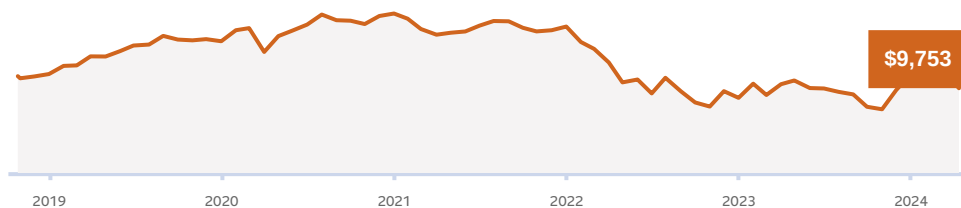
Sun Life Tactical Fixed Income ETF Portfolio

Series A

Key reasons to invest

- Access an all-in-one, managed portfolio that invests primarily in exchange traded funds (ETFs)
- Designed for income, through a strategic mix of 100% fixed income investments
- Professionally diversified by fixed income sub-asset classes, geographies and ETF managers
- Tactical adjustments allow the portfolio manager to manage risk and adapt to changing markets

Investment growth of \$10,000



Compound returns

% as of Mar 31, 2024

	1 mth	3 mth	6 mth	1 yr	3 yr	5 yr	10 yr	Since inception
Funds	0.4	-1.2	5.7	0.7	-3.0	-1.0		-0.1

Calendar returns

% as of Mar 31, 2024

	YTD	2023	2022	2021	2020	2019	2018	2017	2016	2015	2014
Funds	-1.2	4.9	-13.2	-2.4	5.3	6.7	0.6	—	—	—	—

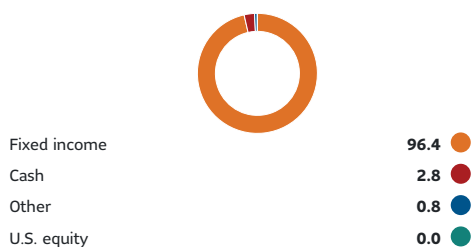
Distributions

\$/Security

	2023	2022	2021	2020	2019	2018	2017	2016	2015	2014
Funds	0.2	0.2	0.3	0.3	0.2	0.0				

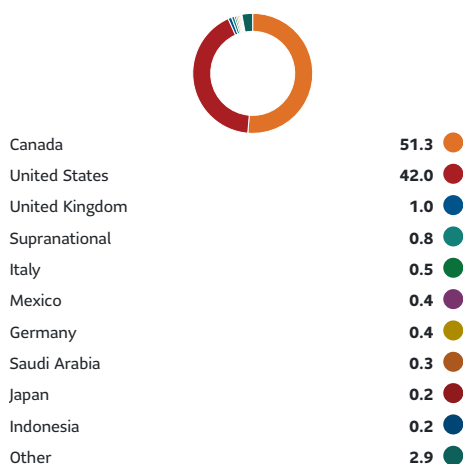
Asset allocation

% as of Jan 31, 2024



Geographic allocation

% as of Jan 31, 2024



Fund essentials

CIFSC category **Multi-Sector Fixed Income**

Inception date **Oct 26, 2018**

Benchmark **Blended benchmark ¹**

MER **1.27%**
as of Jun 30, 2023

Management fee **0.95%**

Current Price **\$8.5516**
as of Apr 11, 2024

Fund assets **\$37.1M**
as of Mar 31, 2024

Number of holdings **13**
as of Feb 29, 2024

Distribution frequency **Monthly**

Min initial investment **\$500**

Min additional investment **\$50**

Risk profile  **Low**

Fund codes **ISC SUN 2100**

¹ 10.0% FTSE Canada 91 Day T-Bill Index, 50.0% FTSE Canada Universe Bond Index, 40.0% Barclays Global Aggregate C\$ hedged index

Management Company

- SLGI Asset Management Inc.

Credit mix		Fixed income Allocation		Top 10 Holdings (%)	
% as of Jan 31, 2024		% as of Jan 31, 2024		% as of Jan 31, 2024	
AAA	21.6	Government	36.0	Sun Life BlackRock Cdn Univ Bond	50.1
AA	42.0	Corporate Bond	31.0	iShares Core US Aggregate Bond ETF	23.8
A	11.3	Government-Related	23.9	VanEck Fallen Angel HiYld Bd ETF	7.8
BBB	11.7	Agency Mortgage-Backed	6.5	iShares 1-3 Year Treasury Bond ETF	6.7
BB	6.9	Cash & Equivalents	2.0	Vanguard Emerging Mkts Govt Bd ETF	3.0
B	1.0	Asset-Backed	0.3	iShares iBoxx \$ Invmt Grade Corp Bd ETF	2.9
Below B	0.4	Commercial Mortgage-Backed	0.2	iShares 7-10 Year Treasury Bond ETF	2.2
Not Rated	5.0	Municipal Taxable	0.1	Sun Life Money Market Series I	2.1
		Covered Bond	0.1	SPDR® Portfolio Interm Term Corp Bd ETF	0.4
		Convertible	0.0	VanEck IG Floating Rate ETF	0.4
		Other	0.0		
Risk & Statistics		Fixed income characteristics			
as of Mar 31, 2024		% as of Jan 31, 2024			
Risk measures (3 years)	Funds				
Annualized standard deviation	6.98				
Alpha	-1.13				
Beta	0.75	Yield to maturity	5.09%		
R ²	55.45	Effective duration (years)	6.33		
Upside capture	73	Average maturity (years)	10.64		
Downside capture	78	Average credit quality	AA		
Sharpe Ratio %	-0.77				

Commissions, trailing commissions, management fees and expenses all may be associated with mutual fund investments. Please read the prospectus before investing. For periods greater than one year, the indicated rates of return are the historical annual compounded total returns as of the date indicated including changes in unit value and reinvestment of all distributions and do not take into account sales, redemption, distribution or optional charges or income taxes payable by any security holder that would have reduced returns. Mutual funds are not guaranteed, their values change frequently and past performance may not be repeated.

Compound growth calculations are used only for the purpose of illustrating the effects of compound growth and are not intended to reflect the future value of any mutual fund or returns on investment in any mutual fund.

The payment of distributions is not guaranteed and may fluctuate. The payment of distributions should not be confused with a fund’s performance, rate of return, or yield. Annual distributions paid as a result of capital gains realized by a fund and income and dividends earned by a fund are taxable in your hands in the year they are paid.

For questions, contact the Client Services team:

Hours:
Monday to Friday, 8 a.m. – 8 p.m. ET

Phone:
1-877-344-1434

Fax:
1-855-329-7544

Address:
**SLGI Asset Management Inc., 1 York Street,
 Toronto, ON M5J 0B6**

Email:
info@sunlifeglobalinvestments.com